



# DEPOSIT ACCOUNT STAR RATINGS

Report No. 6

August 2007

## IN THIS REPORT WE EXPLORE ...

- ★ Online savings accounts - a safe haven in turbulent markets
- ★ Look out for conditions that may come back to bite
- ★ Cash rates on the increase – still providing a positive return



## ONLINE SAVINGS ACCOUNT A SAFE HAVEN

The recent increase in Australian cash rates, combined with current share market shake-up has unwittingly given a boost to deposit accounts. All of a sudden cash savings have taken on a new level of priority. Parking money in a high-interest online savings account is a strategy that's becoming more and more popular, as would-be investors ride out the financial storm on the global share market. Years ago this option was not available to Australians but thanks to foreign bank competitors and a handful of local players, the market is diverse and growing. In fact there are now more than 70 online savings accounts to choose from in Australia.

Looking at the overall dynamics of doing business on the internet, it's not hard to see why this is an area of growth for institutions. According to recent ACNielsen research, "More than two thirds of Australian Internet users (68%) are banking online once a week or more, one of the highest levels around the world and 25 percentage points above the global average".<sup>1</sup>

A number of large global institutions such as Citibank, HSBC, RaboPlus and Bankwest-owners HBOS have made savings accounts their most aggressively marketed product range. This is in the hope that if you woo savings customers they might also buy your credit cards or take out personal and home loans. The Internet plays strongly into this equation because it's possible to grow a deposit base and customer relationships without a large branch network. That's why increased competition in the online savings is seeing the continuous competition of advertised interest rate among the international virtual banks. Some traditional Australian bricks and mortar banks have decided to compete in the area aggressively as well, notably Westpac.

Although the competition is welcome, the flip side is that many more conditions have been introduced and this can be very confusing to a budding online saver.

## THINGS TO LOOK OUT FOR: CONDITIONS

Before you embark on a journey in searching for the best online savings account out there or if you plan on changing to another online savings account because it has a high advertised interest rate, you should first consider reading the fine print in a product disclosure statement.

<sup>1</sup> "Aussie consumers choose Internet banking over ATM, phone and branch", by ACNielsen, April 2007.

- **Interest Rate and Bonus Rate**

Rates offered by online savings accounts all take the form of a variable rate and this is the reason why term deposits still exist today because term deposits still offer you a fixed rate for the agreed term. A variable rate is subject to change at any point in time, and investors should be well aware of this.

The common eye-catching advertised rates may include introductory rates or special rates that are only valid for a limited period of time. Introductory rates are higher rates offered to new customers for a limited period of time. Hence, the savvy investor should be looking out for the base rate that this special rate reverts back to once this introductory period expires.

- **Balance**

For people who are starting from scratch with no initial savings, BankWest recently introduced their Regular Saver that pays you a high 8% interest rate. This is good because it not only encourages you to save but also discourages you from withdrawing your savings. The catch is that you must deposit between \$50 and \$500 per month and any withdrawals made revokes interest earned that month. Because \$500 is the maximum deposit you can make per month in this account, the interest you can earn per year is capped at \$257. When you have saved up your maximum of \$6,000, it automatically transfers into a linked account where it earns lower interest and you start the whole process all over again. If you are looking to build your savings more substantially, this account may not be for you, despite the lure of 8% interest.

Then there are some institutions that require you to have a certain minimum balance in your linked savings or transaction account before you can able to earn the maximum interest rate on your online savings account. Not meeting the minimum balance requirement in your linked account would consequentially make you earn a lower base rate. This is found in Citibank's Plus Linked Savings Account where you are required to park at least \$5,000 in their non-interest-paying transaction account before you can start earning the 7% bonus interest from their online savings account.

The table below shows you how much interest you will be earning per year on a \$30,000 savings balance from the top interest earning online savings accounts in Australia. As you can see, failing to read the fine print can cost you \$350 in this scenario if you compare the Bankwest and Citibank products which are both advertised at 7%.

Institution	Product	Interest Rate	Total Interest Earned
Bankwest Direct	TeleNet Saver	7.00%	\$2325
RaboPlus	Savings Account	6.70%	\$2226
dragondirect	directsaver Account	6.60%	\$2192
Citibank	Citibank Plus Link Savings	7.00%	\$1975
Bank of Cyprus Australia	Midas Account	6.50%	\$1950

Note that the 7% for BankWest Direct's TeleNet Saver is a one year introductory rate which reverts back to 6.5% eventually. Citibank Plus Link Savings Account earns you a lower total interest because \$5,000 is required to be kept in their non-interest-paying transaction account. Therefore, you should read between the lines and be on the lookout for conditions that come with high advertised interest rates being offered online.

- ***Withdrawals***

Another relevant form of condition that institutions like to impose on your eligibility to earn the advertised interest rates is withdrawals. Such online savings accounts only pay the advertised interest rate if no withdrawals are made for that period. So, these advertised interest rates are more like bonus rates payable provided there are no withdrawals during the period. This is particularly an issue with the older “bonus saver” types of products as opposed to online savings accounts.

- ***Transfer Time***

Transfer time between your transaction account and your online savings account may be another nuisance to many people. This is because you have to plan ahead of time and also you will be losing interest between these transfer times. The transfer time increases if these two accounts are from two different institutions as compared to a normally instantaneous transfer between two accounts at the same institution.

- ***Standalone***

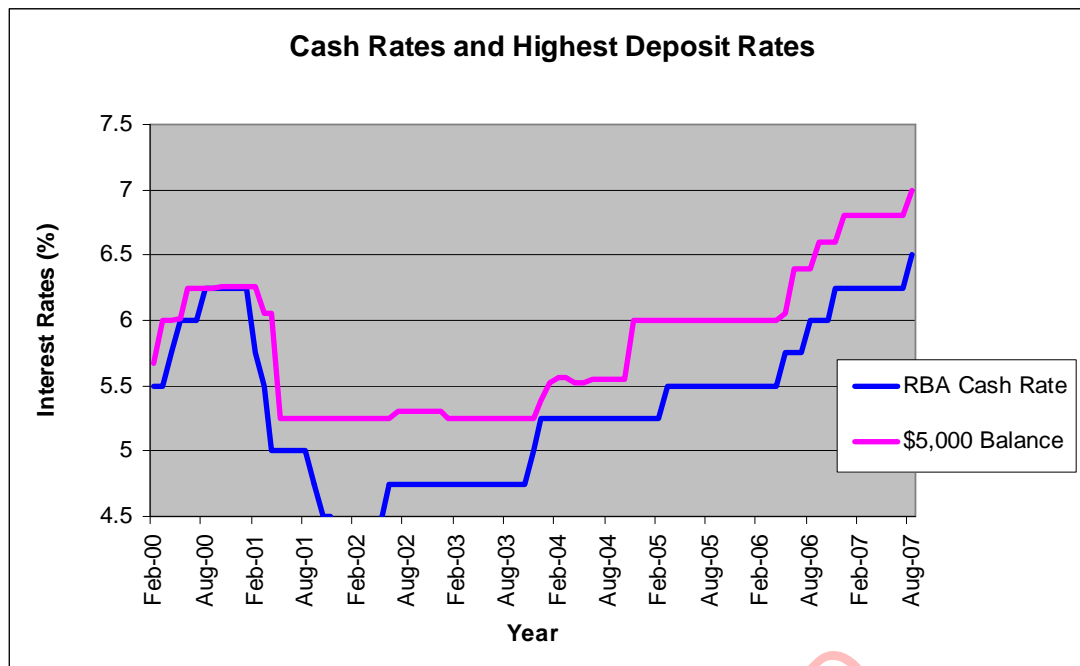
If you are a consumer who wants to earn a high interest and yet only does minimal transaction, you might want to consider opening a standalone internet savings account. A standalone internet savings account refers to an internet savings account which does not need to have a linked savings or transaction account for it to be opened. Since most transaction accounts charge you a monthly account keeping fee, you may be better off by opening only a standalone internet savings account. There are over 36 standalone online accounts available in Australia.

- ***Restricted to own institution***

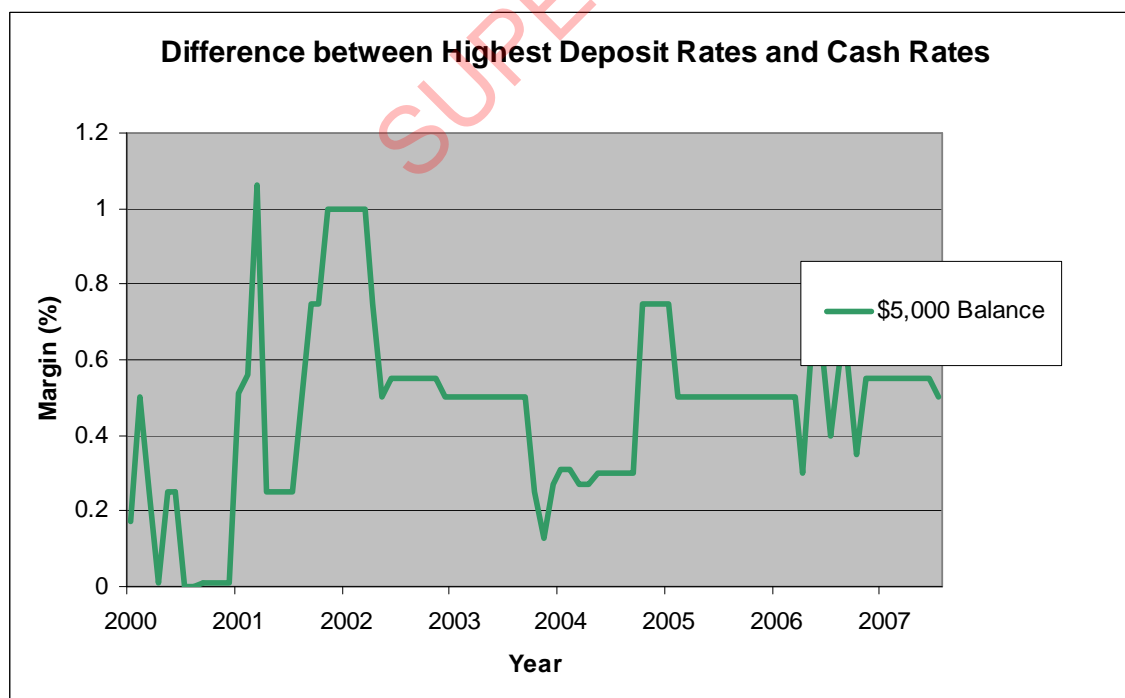
Many online savings accounts are only offered to clients of that particular institution. So you can only open an online savings account with certain institutions provided that your linked transactions account is with the same institution as well. However, there are almost 60 online savings accounts in Australia that do not restrict their accounts only to their own institution's linked accounts.

## **CASH RATES ON THE INCREASE**

The recent rate rise announced by the Reserve Bank of Australia (RBA) may send shivers down the spines of people on mortgages. However, the increasing cash rate is all good news for a cash-rich investor. The top interest earning product over the past seven years has followed RBA cash rate increases and decreases pretty closely as the chart below highlights. This trend is similar if we track a bundle of leading products over the period. Basically if you go for the value leaders you will find that they reflect RBA changes pretty much in full. This evidence can be seen from the chart below showing the highest Australian interest-paying account adjusting their deposit rates according to the rate rises.



Over the past two years, online account savers are consistently getting a deposit rate at an average of 50 basis points (or 0.5%) above the RBA cash rate. This assumes that you park your money with the highest-interest-paying online savings account in Australia. It is also worth noting that these institutions have been keeping their deposit rates above RBA's cash rates in most periods since February 2000. So, if you were to do your homework and find a savings account that has both a high interest rate and conditions that suit your needs, you will come out ahead of the cash rate.





#### **DISCLAIMER**

To the extent that any CANNEX data, ratings or commentary constitutes general advice, this advice has been prepared by CANNEX (Aust) Pty Ltd ABN 21 053 646 165 AFSL 312804 and does not take into account your individual investment objectives, financial circumstances or needs. Information provided does not constitute financial, taxation or other professional advice and should not be relied upon as such. CANNEX recommends that, before you make any financial decision, you seek professional advice from a suitably qualified adviser. A Product Disclosure Statement relating to the product should also be obtained and considered before making any decision about whether to acquire the product.

Please refer to CANNEX's FSG for more information at [www.cannex.com.au](http://www.cannex.com.au).

SUPERCEDED

## Section 1. Summary Report - Low Transactor - Electronic

Company	Product	Account Keeping Fees, (\$)	Free Transaction	Rebate on fees	Own ATM withdrawal fee, (\$)	Eftpos fee, (\$)	Branch withdrawal fee, (\$)	International ATM	Interest rate, % \$1,000
---------	---------	----------------------------	------------------	----------------	------------------------------	------------------	-----------------------------	-------------------	--------------------------

### ★★★★★ "superior value"

ANZ Bank	Premium Cash Magmnt A	Nil	✓	✗	0.50	0.50	2.50	✓	0.00%
BankWest	Complete Account	6.00m	✓	✗	0.65	0.65	3.00	✓	0.01%
BankWest	Instant Saver	3.00m	✓	✗	Nil	0.65	5.00	✗	4.75%
Bendigo Bank	Ultimate Account	Nil	✗	✓	0.70	0.70	1.75	✓	0.05%
Bendigo Bank	Networth Cash Managem	Nil	✗	✓	0.70	0.70	1.75	✓	0.20%
Commonwealth Bank	Streamline Unlimited	6.00m	✗	✗	Nil	Nil	Nil	✓	0.01%
Commonwealth Bank	Streamline e-Access	4.00m	✗	✗	Nil	Nil	2.00	✓	0.01%
Commonwealth Bank	AwardSaver Account	Nil	✓	✗	0.50	0.50	2.00	✓	3.01%
Commonwealth Securitie	Direct Invest AC CDIA	Nil	✓	✗	Nil	0.30	Nil	✓	0.00%
Community CPS Australi	Access Savings AccountS	Nil	✗	✓	1.00	0.60	2.50	✓	0.15%
Credit Union Australia	Freedom Plus	Nil	✓	✗	1.00	0.60	2.00	✓	1.25%
HSBC	On-line Savings Account	Nil	✓	✗	Nil	Nil	5.00	✓	0.50%
islandstate CU	home saver	Nil	✓	✗	Nil	Nil	3.00	✓	0.10%
Maritime Workers CU	Access Account S1	Nil	✓	✗	1.95	1.95	Nil	✓	0.45%
nab	Smart Access	5.00m	✗	✗	Nil	Nil	Nil	✓	0.00%
nab	Smart Direct	3.00m	✗	✗	Nil	Nil	3.00	✓	0.00%
Police CU SA	Cash Management Accou	Nil	✓	✓	1.50	1.00	2.00	✓	0.00%
Qantas Staff CU	At Call Deposits	Nil	✓	✗	2.00	Nil	2.00	✓	0.50%
RTA Staff CU	Multi-Access Account S4	Nil	✓	✗	1.50	1.50	1.50	✓	0.05%
SUNCORP	Everyday Options	5.00m	✗	✗	Nil	Nil	Nil	✓	0.01%
SUNCORP	Everyday Saver	3.00m	✗	✗	Nil	Nil	2.50	✓	3.01%
SUNCORP	Everyday Saver-Basic Opt	Nil	✗	✗	Nil	Nil	2.50	✓	3.01%
SUNCORP - Outside Qld	Everyday Options	5.00m	✗	✗	Nil	Nil	Nil	✓	0.01%
Victoria Teachers CU	On Call Savings S1	Nil	✓	✗	Nil	1.80	1.80	✓	0.05%

### ★★★★★ "exceptional value"

ANZ Bank	Access Advantage	5.00m	✗	✗	Nil	Nil	Nil	✓	0.00%
ANZ Bank	Basic Account	Nil	✗	✗	Nil	Nil	Nil	✓	0.00%
ANZ Bank	V2 Plus	Nil	✓	✗	0.50	0.50	2.50	✓	0.00%
ANZ Bank	Progress Saver	Nil	✓	✗	1.00	1.00	2.50	✓	4.26%
Austral Credit Union	Daily Acc/Spec Sav S1/S2	5.00m	✓	✗	Nil	0.50	3.00	✓	0.05%
Australian Central CU	My Account	Nil	✓	✗	1.00	1.00	2.50	✓	0.05%
Australian Defence CU	Access Savings S1	Nil	✗	✓	Nil	0.65	Nil	✓	0.10%
B & E	Extra Saver S12	Nil	✓	✗	Nil	0.60	2.50	✓	0.10%
B & E	Easi Saver S20	Nil	✓	✗	Nil	0.60	2.50	✓	0.10%
B & E	Pension Saver S8	Nil	✓	✗	Nil	0.60	2.50	✓	0.10%

## Section 1. Summary Report - Low Transactor - Electronic

Company	Product	Account Keeping Fees, (\$)	Free Transaction	Rebate on fees	Own ATM withdrawal fee, (\$)	Eftpos fee, (\$)	Branch withdrawal fee, (\$)	International ATM	Interest rate, % \$1,000
★★★★★ "exceptional value"									
Bananacoast Community	Savings Account S1	6.00m	✓	✓	0.50	Nil	Nil	✓	0.05%
Bananacoast Community	55 Plus Account S49	6.00m	✓	✓	0.50	Nil	Nil	✓	0.00%
Bank of Queensland	Reverse Charges Account	4.00m	✗	✗	Nil	Nil	Nil	✗	0.01%
Bank of Queensland	Ultimate Sav Ac-Daily	5.00m	✓	✗	0.65	0.65	2.00	✗	0.01%
BankWest	Lite Trans - Direct Opt	2.99m	✗	✗	Nil	Nil	3.00	✓	0.01%
BankWest	Lite Transaction Account	5.00m	✗	✗	Nil	Nil	Nil	✓	0.01%
Circle Credit Co-op	Super S Account S6	Nil	✓	✗	1.80	0.50	Nil	✓	0.05%
Citibank	Cash Management Accou	5.00m	✓	✗	2.00	Nil	2.00	✓	0.10%
Commonwealth Bank	Cash Investment Account	5.00m	✓	✗	0.50	0.50	2.00	✓	0.01%
Community CPS Australi	Bonus Saver Account	Nil	✗	✓	1.00	0.60	2.50	✓	3.15%
Credit Union Australia	Platinum Plus	Nil	✓	✗	1.00	0.60	2.00	✓	1.75%
Credit Union Australia	Prime Access	Nil	✓	✗	1.00	0.60	2.00	✓	0.10%
Credit Union Australia	Cash Management Ac	Nil	✓	✗	1.00	0.60	2.00	✓	0.00%
Defence Force CU	National Access Account	Nil	✓	✗	1.50	0.50	Nil	✓	0.10%
Elders Rural Bank	Everyday Ac-Electronic	5.00m	✗	✗	Nil	Nil	N/A	✓	0.35%
Electricity CU	Everyday Access S1	Nil	✗	✓	1.00	0.60	2.00	✓	0.10%
Heritage Building Soc	Simply Access Special S1	Nil	✓	✗	Nil	1.00	Nil	✓	0.25%
Heritage Building Soc	Professional Investor	Nil	✓	✓	0.55	0.50	1.25	✓	0.00%
Heritage Building Soc	Money Manager Account	Nil	✓	✓	0.55	0.50	1.25	✓	0.25%
Home Building Society	Bonus Saver	Nil	✗	✗	Nil	1.00	Nil	✓	3.00%
HSBC	Savings Cheque Account	7.50m	✓	✗	2.00	2.00	3.00	✓	0.50%
Hunter United Credit Un	Cheque	5.00m	✗	✓	Nil	Nil	Nil	✓	0.10%
Hunter United Credit Un	Cash Management Accou	5.00m	✗	✓	Nil	Nil	Nil	✓	0.00%
Hunter United Credit Un	On Call	5.00m	✗	✓	Nil	Nil	Nil	✓	0.10%
IMB Limited	Reward Saver	Nil	✗	✓	0.70	0.85	2.25	✓	3.10%
Intech Credit Union	Access Saving Account S	Nil	✗	✓	Nil	0.60	1.50	✓	0.10%
islandstate CU	e5saver	Nil	✓	✗	1.00	0.60	3.00	✓	0.00%
islandstate CU	flexi saver	3.00m	✓	✗	1.00	0.60	3.00	✓	0.10%
islandstate CU	e saver	Nil	✓	✗	1.00	0.60	3.00	✓	0.10%
Maroondah Credit Union	Access Account S1	Nil	✓	✗	1.50	0.50	1.50	✓	0.25%
mecu	Access Account S1	Nil	✗	✓	1.50	0.60	2.50	✓	0.25%
Police Credit	Multipack - At Call S1	Nil	✗	✗	Nil	Nil	Nil	✓	0.10%
Police CU NSW	Easy Access S1	Nil	✓	✗	Nil	0.55	2.00	✓	0.25%
Police CU SA	Redi Access Account S1	Nil	✓	✓	1.50	1.00	2.00	✓	0.05%
Powerstate Credit Union	Choice Account S1-S7	Nil	✗	✓	1.00	1.00	1.00	✓	0.05%
Powerstate Credit Union	Christmas Club AC S15	Nil	✗	✓	1.00	1.00	Nil	✓	2.05%
Powerstate Credit Union	Cash Management S1	Nil	✗	✓	1.00	1.00	1.00	✓	0.70%



## Section 1. Summary Report - Low Transactor - Electronic

Company	Product	Account Keeping Fees, (\$)	Free Transaction	Rebate on fees	Own ATM withdrawal fee, (\$)	Eftpos fee, (\$)	Branch withdrawal fee, (\$)	International ATM	Interest rate, % \$1,000
---------	---------	----------------------------	------------------	----------------	------------------------------	------------------	-----------------------------	-------------------	--------------------------

★★★★

### "exceptional value"

Select Credit Union	Transaction Account 001	2.00m	✓	✓	Nil	0.75	Nil	✓	0.25%
SERVICE ONE Members	Day to Day Account	4.00m	✓	✗	1.00	1.00	1.00	✓	0.10%
St George Bank	Incentive Saver Account	Nil	✓	✗	1.00	1.00	3.00	✓	3.01%
SUNCORP	Cash Management Accou	5.00m	✗	✗	Nil	Nil	Nil	✓	0.01%
Unicom Credit Union	Access Account	Nil	✓	✗	1.50	Nil	1.50	✓	0.05%
Wagga Mutual Credit Un	Visa First S3	Nil	✗	✓	0.75	0.75	1.50	✓	0.10%
Westpac	Cash Manager	5.00m	✗	✗	0.50	0.50	2.50	✓	0.00%
Westpac	Classic Plus	10.00m	✓	✗	0.60	0.60	2.50	✓	0.00%
Westpac	Basic Account	Nil	✗	✗	Nil	Nil	Nil	✓	0.00%

★★★★

### "strong value"

ANZ Bank	Access Select	2.00m	✓	✗	0.50	0.50	2.50	✓	0.00%
B & E	Basic Saver S1	Nil	✓	✗	Nil	0.60	2.50	✗	0.10%
BankSA	Freedom Account	6.00m	✓	✗	0.60	0.60	2.50	✓	0.01%
Capricornia CU	Cash Management Accou	7.50m	✓	✓	0.50	0.50	2.00	✓	3.10%
connectfinancial	Access Account	Nil	✓	✗	0.75	0.75	2.50	✓	0.05%
Elders Rural Bank	Everyday Acct-All Access	7.00m	✗	✗	Nil	Nil	N/A	✓	0.35%
Elders Rural Bank	Gold Cash Management	5.00m	✓	✗	1.50	Nil	N/A	✓	0.00%
Encompass Credit Union	Access Plus S1	Nil	✗	✓	1.50	0.75	0.75	✓	0.01%
Family First CU	Cash Management AC	Nil	✗	✓	0.75	0.75	2.00	✓	0.00%
Greater Building Society	Access Account	Nil	✗	✓	0.50	0.40	1.00	✓	0.25%
Heritage Building Soc	Simply Access S1	Nil	✓	✗	Nil	0.50	Nil	✓	0.25%
Home Building Society	Twenty-four-seven Acct	4.50m	✓	✗	Nil	1.00	Nil	✓	0.05%
Horizon Credit Union	RediSavings S1	Nil	✓	✓	1.50	1.00	1.50	✓	0.10%
Horizon Credit Union	Special Purpose S2/4/5	Nil	✓	✓	1.50	1.00	1.50	✓	0.10%
Hume Building Society	Youth Extra S5	Nil	✗	✗	Nil	Nil	Nil	✗	0.25%
Hume Building Society	All Purpose Account S10	Nil	✓	✗	Nil	0.25	1.00	✗	0.25%
Hume Building Society	Cash Management AC S8	Nil	✓	✗	Nil	0.25	1.00	✗	0.00%
IMB Limited	Cash Management Ac S	Nil	✗	✓	0.70	0.85	2.25	✓	0.00%
IMB Limited	Every Day Account S4	Nil	✗	✓	0.70	0.85	2.25	✓	0.10%
Industries Mutual CU	Visa	Nil	✗	✓	2.00	0.80	2.00	✓	0.50%
nab	Concession Card Account	Nil	✗	✗	Nil	Nil	Nil	✓	0.00%
Newcastle Permanent	Statement Savings Acc	Nil	✓	✗	0.50	0.40	1.50	✓	0.10%
Police & Nurses Credit	Easypay Access Acc S1	5.00m	✓	✗	Nil	0.30	3.00	✓	0.05%
Qld Police Credit Union	On Call Savings Account	Nil	✓	✗	2.00	2.00	2.00	✓	0.15%
Savings & Loans CU SA	Cash Managers Account	Nil	✗	✓	1.00	1.00	2.50	✓	0.00%
Savings & Loans CU SA	Visa Savings Account	Nil	✗	✓	1.00	1.00	2.50	✓	0.05%



## Section 1. Summary Report - Low Transactor - Electronic

Company	Product	Account Keeping Fees, (\$)	Free Transaction	Rebate on fees	Own ATM withdrawal fee, (\$)	Eftpos fee, (\$)	Branch withdrawal fee, (\$)	International ATM	Interest rate, % \$1,000
---------	---------	----------------------------	------------------	----------------	------------------------------	------------------	-----------------------------	-------------------	--------------------------

### ★★★ "strong value"

St George Bank	Concession Account	Nil	✓	✗	0.60	0.60	2.50	✓	0.00%
St George Bank	Express Freedom	5.00m	✗	✗	Nil	Nil	5.00	✓	0.00%
St George Bank	Investment Cash Account	6.00m	✓	✗	0.60	0.60	2.50	✓	0.00%
TAFE & Community CU	Access Account S1,2,3&4	Nil	✓	✗	Nil	0.70	Nil	✓	0.25%
University Credit Soc	Visa Access S5	2.00m	✓	✗	1.00	0.60	Nil	✓	0.05%
Wagga Mutual Credit Un	Working S1	Nil	✗	✓	0.75	0.75	2.00	✓	0.10%
Westpac	Choice eAccount	3.00m	✗	✗	Nil	Nil	3.00	✓	0.00%


### ★★ "average value"

Citibank	Citicheque Account	5.00m	✓	✗	2.00	2.00	2.00	✓	0.05%
Citibank	Citibank Plus Trans Acc	5.00m	✗	✗	Nil	Nil	N/A	✓	0.00%
Citibank	Citicash Account	Nil	✓	✗	2.00	2.00	N/A	✓	0.05%
Illawarra CU NSW	Access Account	3.00m	✗	✓	0.75	1.00	0.75	✓	0.05%
Macquarie Credit Union	Cheque/Card Account S	Nil	✓	✗	1.50	0.50	1.50	✓	0.10%
nab	Investment Cash Manager	10.00m	✓	✗	0.60	0.60	3.00	✓	0.00%
SERVICE ONE Members	Saving Investment AC	4.00m	✓	✗	1.00	1.00	1.00	✓	0.10%
St George Bank	Complete Freedom	7.00m	✗	✗	Nil	Nil	Nil	✓	0.00%
St George Bank	Simply Freedom	6.00m	✗	✗	Nil	Nil	Nil	✓	0.00%
United Credit Union	Cash Management AC	Nil	✗	✓	Nil	0.75	1.75	✓	0.00%
Wagga Mutual Credit Un	Special Purpose S2	Nil	✗	✓	0.75	0.75	1.50	✓	0.10%

### ★ "satisfactory value"

ABS Building Society	Home Equity Invest S2	Nil	✓	✗	1.50	0.60	2.00	✗	0.10%
Arab Bank Australia	Statement Savings Acc	5.00m	✓	✗	1.50	0.60	Nil	✗	0.00%
BankSA	Incentive Saver Account	Nil	✓	✗	1.00	1.00	3.00	✓	3.01%
BankWest	DreamSaver	6.00m	✓	✗	1.50	1.50	3.50	✗	3.81%
Community CPS Australi	Cash Management Accou	Nil	✗	✓	1.00	0.60	2.50	✓	0.15%
Family First CU	Ordinary Savings AC S1	Nil	✗	✓	0.75	0.75	2.00	✓	0.25%
Holiday Coast CU	Save More Savings A/c S	5.00m	✓	✗	1.50	0.80	1.50	✓	0.00%
Home Building Society	Home Cash Maximiser	Nil	✗	✗	Nil	2.50	2.50	✓	5.00%
Industries Mutual CU	Access	Nil	✗	✓	2.00	0.80	2.00	✓	0.00%
Memberfirst Credit Union	Easy Access Account S1	Nil	✗	✓	2.00	0.50	2.00	✓	0.10%
Orana Credit Union	Redi Access	Nil	✓	✗	0.90	0.80	2.50	✗	0.00%
Railways Credit Union	Everyday Saver S22	Nil	✗	✗	1.30	0.75	1.30	✓	1.00%
Savings & Loans CU SA	Cheque Savings Account	Nil	✗	✓	1.00	1.00	2.50	✗	0.05%
Savings & Loans CU SA	At Call Account	Nil	✗	✓	1.00	1.00	2.50	✗	0.05%
United Credit Union	Double Interest Saver Ac	Nil	✓	✗	Nil	0.75	1.75	✗	3.75%

## Section 1. Summary Report - Low Transactor - Electronic

Company	Product	Account Keeping Fees, (\$)	Free Transaction	Rebate on fees	Own ATM withdrawal fee, (\$)	Eftpos fee, (\$)	Branch withdrawal fee, (\$)	International ATM	Interest rate, % \$1,000
 <b>"rising star"</b>									
Westpac	Choice	5.00m	x	x	Nil	Nil	Nil	✓	0.00%

SUPERCEDED

## Section 1. Summary Report - Low Transactor - Full Service

Company	Product	Account Keeping Fees, (\$)	Free Transaction	Rebate on fees	Own ATM withdrawal fee, (\$)	Eftpos fee, (\$)	Branch withdrawal fee, (\$)	International ATM	Interest rate, % \$1,000
---------	---------	----------------------------	------------------	----------------	------------------------------	------------------	-----------------------------	-------------------	--------------------------

★★★★★

### "superior value"

ANZ Bank	Premium Cash Mgmt A	Nil	✓	✗	0.50	0.50	2.50	✓	0.00%
ANZ Bank	Access Advantage	5.00m	✗	✗	Nil	Nil	Nil	✓	0.00%
BankWest	Complete Account	6.00m	✓	✗	0.65	0.65	3.00	✓	0.01%
Bendigo Bank	Networth Cash Managem	Nil	✗	✓	0.70	0.70	1.75	✓	0.20%
Bendigo Bank	Ultimate Account	Nil	✗	✓	0.70	0.70	1.75	✓	0.05%
Circle Credit Co-op	Super S Account S6	Nil	✓	✗	1.80	0.50	Nil	✓	0.05%
Commonwealth Bank	Streamline Unlimited	6.00m	✗	✗	Nil	Nil	Nil	✓	0.01%
Credit Union Australia	Freedom Plus	Nil	✓	✗	1.00	0.60	2.00	✓	1.25%
Defence Force CU	National Access Account	Nil	✓	✗	1.50	0.50	Nil	✓	0.10%
Heritage Building Soc	Money Manager Account	Nil	✓	✓	0.55	0.50	1.25	✓	0.25%
islandstate CU	e saver	Nil	✓	✗	1.00	0.60	3.00	✓	0.10%
nab	Smart Access	5.00m	✗	✗	Nil	Nil	Nil	✓	0.00%
Police CU SA	Redi Access Account S1	Nil	✓	✓	1.50	1.00	2.00	✓	0.05%
Police CU SA	Cash Management Accou	Nil	✓	✓	1.50	1.00	2.00	✓	0.00%
Qantas Staff CU	At Call Deposits	Nil	✓	✗	2.00	Nil	2.00	✓	0.50%
SUNCORP	Everyday Options	5.00m	✗	✗	Nil	Nil	Nil	✓	0.01%
SUNCORP	Cash Management Accou	5.00m	✗	✗	Nil	Nil	Nil	✓	0.01%
SUNCORP - Outside Qld	Everyday Options	5.00m	✗	✗	Nil	Nil	Nil	✓	0.01%
Victoria Teachers CU	On Call Savings S1	Nil	✓	✗	Nil	1.80	1.80	✓	0.05%

★★★★★

### "exceptional value"

Austral Credit Union	Daily Acc/Spec Sav S1/S2	5.00m	✓	✗	Nil	0.50	3.00	✓	0.05%
Australian Central CU	My Account	Nil	✓	✗	1.00	1.00	2.50	✓	0.05%
Australian Defence CU	Access Savings S1	Nil	✗	✓	Nil	0.65	Nil	✓	0.10%
B & E	Extra Saver S12	Nil	✓	✗	Nil	0.60	2.50	✓	0.10%
B & E	Pension Saver S8	Nil	✓	✗	Nil	0.60	2.50	✓	0.10%
Bananacoast Community	Savings Account S1	6.00m	✓	✓	0.50	Nil	Nil	✓	0.05%
Bank of Queensland	Reverse Charges Account	4.00m	✗	✗	Nil	Nil	Nil	✗	0.01%
Bank of Queensland	Ultimate Sav Ac-Daily	5.00m	✓	✗	0.65	0.65	2.00	✗	0.01%
BankWest	Lite Transaction Account	5.00m	✗	✗	Nil	Nil	Nil	✓	0.01%
Capricornia CU	Cash Management Accou	7.50m	✓	✓	0.50	0.50	2.00	✓	3.10%
Citibank	Cash Management Accou	5.00m	✓	✗	2.00	Nil	2.00	✓	0.10%
Citibank	Citicheque Account	5.00m	✓	✗	2.00	2.00	2.00	✓	0.05%
Commonwealth Bank	Streamline e-Access	4.00m	✗	✗	Nil	Nil	2.00	✓	0.01%
Community CPS Australi	Access Savings AccountS	Nil	✗	✓	1.00	0.60	2.50	✓	0.15%
Community CPS Australi	Bonus Saver Account	Nil	✗	✓	1.00	0.60	2.50	✓	3.15%

## Section 1. Summary Report - Low Transactor - Full Service

Company	Product	Account Keeping Fees, (\$)	Free Transaction	Rebate on fees	Own ATM withdrawal fee, (\$)	Eftpos fee, (\$)	Branch withdrawal fee, (\$)	International ATM	Interest rate, % \$1,000
★★★★★ "exceptional value"									
Credit Union Australia	Cash Management Ac	Nil	✓	✗	1.00	0.60	2.00	✓	0.00%
Credit Union Australia	Prime Access	Nil	✓	✗	1.00	0.60	2.00	✓	0.10%
Credit Union Australia	Platinum Plus	Nil	✓	✗	1.00	0.60	2.00	✓	1.75%
Greater Building Society	Access Account	Nil	✗	✓	0.50	0.40	1.00	✓	0.25%
Heritage Building Soc	Simply Access Special S1	Nil	✓	✗	Nil	1.00	Nil	✓	0.25%
Heritage Building Soc	Professional Investor	Nil	✓	✓	0.55	0.50	1.25	✓	0.00%
Heritage Building Soc	Simply Access S1	Nil	✓	✗	Nil	0.50	Nil	✓	0.25%
Home Building Society	Bonus Saver	Nil	✗	✗	Nil	1.00	Nil	✓	3.00%
Home Building Society	Twenty-four-seven Acct	4.50m	✓	✗	Nil	1.00	Nil	✓	0.05%
Horizon Credit Union	Special Purpose S2/4/5	Nil	✓	✓	1.50	1.00	1.50	✓	0.10%
Horizon Credit Union	RediSavings S1	Nil	✓	✓	1.50	1.00	1.50	✓	0.10%
HSBC	Savings Cheque Account	7.50m	✓	✗	2.00	2.00	3.00	✓	0.50%
HSBC	On-line Savings Account	Nil	✓	✗	Nil	Nil	5.00	✓	0.50%
Hume Building Society	Cash Management AC S8	Nil	✓	✗	Nil	0.25	1.00	✗	0.00%
Hunter United Credit Un	Cash Management Accou	5.00m	✗	✓	Nil	Nil	Nil	✓	0.00%
Hunter United Credit Un	On Call	5.00m	✗	✓	Nil	Nil	Nil	✓	0.10%
Hunter United Credit Un	Cheque	5.00m	✗	✓	Nil	Nil	Nil	✓	0.10%
Industries Mutual CU	Visa	Nil	✗	✓	2.00	0.80	2.00	✓	0.50%
Intech Credit Union	Access Saving Account S	Nil	✗	✓	Nil	0.60	1.50	✓	0.10%
islandstate CU	home saver	Nil	✓	✗	Nil	Nil	3.00	✓	0.10%
islandstate CU	e5saver	Nil	✓	✗	1.00	0.60	3.00	✓	0.00%
islandstate CU	flexi saver	3.00m	✓	✗	1.00	0.60	3.00	✓	0.10%
Maroondah Credit Union	Access Account S1	Nil	✓	✗	1.50	0.50	1.50	✓	0.25%
mecu	Access Account S1	Nil	✗	✓	1.50	0.60	2.50	✓	0.25%
nab	Smart Direct	3.00m	✗	✗	Nil	Nil	3.00	✓	0.00%
Police Credit	Multipack - At Call S1	Nil	✗	✗	Nil	Nil	Nil	✓	0.10%
Powerstate Credit Union	Choice Account S1-S7	Nil	✗	✓	1.00	1.00	1.00	✓	0.05%
Powerstate Credit Union	Cash Management S1	Nil	✗	✓	1.00	1.00	1.00	✓	0.70%
Qld Police Credit Union	On Call Savings Account	Nil	✓	✗	2.00	2.00	2.00	✓	0.15%
RTA Staff CU	Multi-Access Account S4	Nil	✓	✗	1.50	1.50	1.50	✓	0.05%
Select Credit Union	Transaction Account 001	2.00m	✓	✓	Nil	0.75	Nil	✓	0.25%
SERVICE ONE Members	Day to Day Account	4.00m	✓	✗	1.00	1.00	1.00	✓	0.10%
Unicom Credit Union	Access Account	Nil	✓	✗	1.50	Nil	1.50	✓	0.05%
University Credit Soc	Visa Access S5	2.00m	✓	✗	1.00	0.60	Nil	✓	0.05%
Westpac	Classic Plus	10.00m	✓	✗	0.60	0.60	2.50	✓	0.00%
Westpac	Cash Manager	5.00m	✗	✗	0.50	0.50	2.50	✓	0.00%

## Section 1. Summary Report - Low Transactor - Full Service

Company	Product	Account Keeping Fees, (\$)	Free Transaction	Rebate on fees	Own ATM withdrawal fee, (\$)	Eftpos fee, (\$)	Branch withdrawal fee, (\$)	International ATM	Interest rate, % \$1,000
---------	---------	----------------------------	------------------	----------------	------------------------------	------------------	-----------------------------	-------------------	--------------------------

<b>★★★ "strong value"</b>									
ANZ Bank	Access Select	2.00m	✓	✗	0.50	0.50	2.50	✓	0.00%
B & E	Easi Saver S20	Nil	✓	✗	Nil	0.60	2.50	✓	0.10%
Bananacoast Community	55 Plus Account S49	6.00m	✓	✓	0.50	Nil	Nil	✓	0.00%
BankSA	Freedom Account	6.00m	✓	✗	0.60	0.60	2.50	✓	0.01%
BankWest	Lite Trans - Direct Opt	2.99m	✗	✗	Nil	Nil	3.00	✓	0.01%
Calare Credit Union	Cash Management Accou	Nil	✓	✗	1.50	1.50	Nil	✗	0.00%
Commonwealth Bank	Cash Investment Account	5.00m	✓	✗	0.50	0.50	2.00	✓	0.01%
connectfinancial	Access Account	Nil	✓	✗	0.75	0.75	2.50	✓	0.05%
Encompass Credit Union	Access Plus S1	Nil	✗	✓	1.50	0.75	0.75	✓	0.01%
Holiday Coast CU	Save More Savings A/c S	5.00m	✓	✗	1.50	0.80	1.50	✓	0.00%
Hume Building Society	All Purpose Account S10	Nil	✓	✗	Nil	0.25	1.00	✗	0.25%
Illawarra CU NSW	Access Account	3.00m	✗	✓	0.75	1.00	0.75	✓	0.05%
IMB Limited	Cash Management Ac S	Nil	✗	✓	0.70	0.85	2.25	✓	0.00%
IMB Limited	Every Day Account S4	Nil	✗	✓	0.70	0.85	2.25	✓	0.10%
IMB Limited	Reward Saver	Nil	✗	✓	0.70	0.85	2.25	✓	3.10%
Industries Mutual CU	Access	Nil	✗	✓	2.00	0.80	2.00	✓	0.00%
Macquarie Credit Union	Cheque/Card Account S	Nil	✓	✗	1.50	0.50	1.50	✓	0.10%
nab	Investment Cash Manager	10.00m	✓	✗	0.60	0.60	3.00	✓	0.00%
Newcastle Permanent	Statement Savings Acc	Nil	✓	✗	0.50	0.40	1.50	✓	0.10%
Police & Nurses Credit	Easypay Access Acc S1	5.00m	✓	✗	Nil	0.30	3.00	✓	0.05%
Police CU NSW	Easy Access S1	Nil	✓	✗	Nil	0.55	2.00	✓	0.25%
Railways Credit Union	Everyday Saver S22	Nil	✗	✗	1.30	0.75	1.30	✓	1.00%
Satisfac Credit Union	Everyday Transaction	Nil	✓	✗	Nil	1.50	Nil	✓	0.00%
Savings & Loans CU SA	Cash Manager Account	Nil	✗	✓	1.00	1.00	2.50	✓	0.00%
Savings & Loans CU SA	Visa Savings Account	Nil	✗	✓	1.00	1.00	2.50	✓	0.05%
St George Bank	Investment Cash Account	6.00m	✓	✗	0.60	0.60	2.50	✓	0.00%
St George Bank	Simply Freedom	6.00m	✗	✗	Nil	Nil	Nil	✓	0.00%
St George Bank	Complete Freedom	7.00m	✗	✗	Nil	Nil	Nil	✓	0.00%
TAFE & Community CU	Access Account S1,2,3&4	Nil	✓	✗	Nil	0.70	Nil	✓	0.25%
Wagga Mutual Credit Un	Special Purpose S2	Nil	✗	✓	0.75	0.75	1.50	✓	0.10%
Wagga Mutual Credit Un	Visa First S3	Nil	✗	✓	0.75	0.75	1.50	✓	0.10%
Wagga Mutual Credit Un	Working S1	Nil	✗	✓	0.75	0.75	2.00	✓	0.10%

<b>★★ "average value"</b>									
Alliance One CreditUnion	Everyday Account	Nil	✓	✗	1.00	1.75	1.75	✓	0.20%
Calare Credit Union	On Call Savings Account	Nil	✓	✗	1.50	1.50	Nil	✗	0.10%
Capricornia CU	Personal Banking Account	5.00m	✗	✓	0.50	0.50	2.00	✓	0.00%

## Section 1. Summary Report - Low Transactor - Full Service

Company	Product	Account Keeping Fees, (\$)	Free Transaction	Rebate on fees	Own ATM withdrawal fee, (\$)	Eftpos fee, (\$)	Branch withdrawal fee, (\$)	International ATM	Interest rate, % \$1,000
<b>★★ "average value"</b>									
Coastline Credit Union	Access Account S30	5.00m	✗	✗	Nil	Nil	Nil	✓	0.10%
Community CPS Australi	Cash Management Accou	Nil	✗	✓	1.00	0.60	2.50	✓	0.15%
Orana Credit Union	Redi Access	Nil	✓	✗	0.90	0.80	2.50	✗	0.00%
Orange Credit Union	All Purpose Savings S1	Nil	✓	✗	0.50	0.50	1.00	✗	1.00%
Railways Credit Union	Everyday Saver S1	Nil	✗	✗	1.30	0.75	1.30	✓	1.00%
Savings & Loans CU SA	Cheque Savings Account	Nil	✗	✓	1.00	1.00	2.50	✗	0.05%
StGeorge QLD VIC TAS	Simply Freedom	6.00m	✓	✗	Nil	Nil	Nil	✓	0.00%
StGeorge QLD VIC TAS	Complete Freedom	7.00m	✗	✗	Nil	Nil	Nil	✓	0.00%
United Credit Union	Cash Management AC	Nil	✗	✓	Nil	0.75	1.75	✓	0.00%
<b>★ "satisfactory value"</b>									
ABS Building Society	Home Equity Invest S2	Nil	✓	✗	1.50	0.60	2.00	✗	0.10%
Holiday Coast CU	Percentage Plus AC S17	Nil	✓	✗	2.00	2.00	2.00	✓	0.00%
Maitland Mutual BS	Express Account S5 S45	Nil	✓	✗	1.00	0.60	1.00	✗	0.10%
Qld Teachers CU	Current Account	Nil	✗	✓	1.25	0.60	2.00	✗	0.01%
Savings & Loans CU SA	At Call Account	Nil	✗	✓	1.00	1.00	2.50	✗	0.05%
Westpac	Choice eAccount	3.00m	✗	✗	Nil	Nil	3.00	✓	0.00%
<b>✧ "rising star"</b>									
Westpac	Choice	5.00m	✗	✗	Nil	Nil	Nil	✓	0.00%

## Section 1. Summary Report - High Transactor - Electronic

Company	Product	Account Keeping Fees, (\$)	Free Transaction	Rebate on fees	Own ATM withdrawal fee, (\$)	Eftpos fee, (\$)	Branch withdrawal fee, (\$)	International ATM	Interest rate, % \$1,000
---------	---------	----------------------------	------------------	----------------	------------------------------	------------------	-----------------------------	-------------------	--------------------------

★★★★★

### "superior value"

ANZ Bank	Access Advantage	5.00m	✗	✗	Nil	Nil	Nil	✓	0.00%
BankWest	Complete Account	6.00m	✓	✗	0.65	0.65	3.00	✓	0.01%
BankWest	Instant Saver	3.00m	✓	✗	Nil	0.65	5.00	✗	4.75%
BankWest	Lite Trans - Direct Opt	2.99m	✗	✗	Nil	Nil	3.00	✓	0.01%
Bendigo Bank	Ultimate Account	Nil	✗	✓	0.70	0.70	1.75	✓	0.05%
Bendigo Bank	Networth Cash Managem	Nil	✗	✓	0.70	0.70	1.75	✓	0.20%
Commonwealth Bank	Streamline e-Access	4.00m	✗	✗	Nil	Nil	2.00	✓	0.01%
Commonwealth Bank	Streamline Unlimited	6.00m	✗	✗	Nil	Nil	Nil	✓	0.01%
Commonwealth Bank	AwardSaver Account	Nil	✓	✗	0.50	0.50	2.00	✓	3.01%
Commonwealth Securities	Direct Invest AC CDIA	Nil	✓	✗	Nil	0.30	Nil	✓	0.00%
HSBC	On-line Savings Account	Nil	✓	✗	Nil	Nil	5.00	✓	0.50%
nab	Smart Direct	3.00m	✗	✗	Nil	Nil	3.00	✓	0.00%
nab	Smart Access	5.00m	✗	✗	Nil	Nil	Nil	✓	0.00%
Qantas Staff CU	At Call Deposits	Nil	✓	✗	2.00	Nil	2.00	✓	0.50%
SUNCORP	Everyday Saver	3.00m	✗	✗	Nil	Nil	2.50	✓	3.01%
SUNCORP	Cash Management Accou	5.00m	✗	✗	Nil	Nil	Nil	✓	0.01%
SUNCORP	Everyday Options	5.00m	✗	✗	Nil	Nil	Nil	✓	0.01%
SUNCORP - Outside Qld	Everyday Options	5.00m	✗	✗	Nil	Nil	Nil	✓	0.01%
Victoria Teachers CU	On Call Savings S1	Nil	✓	✗	Nil	1.80	1.80	✓	0.05%
Westpac	Classic Plus	10.00m	✓	✗	0.60	0.60	2.50	✓	0.00%

★★★★★

### "exceptional value"

AMP Banking	Transact Account	8.00m	✓	✗	Nil	0.65	N/A	✓	0.20%
ANZ Bank	Premium Cash Magmnt A	Nil	✓	✗	0.50	0.50	2.50	✓	0.00%
ANZ Bank	V2 Plus	Nil	✓	✗	0.50	0.50	2.50	✓	0.00%
ANZ Bank	Progress Saver	Nil	✓	✗	1.00	1.00	2.50	✓	4.26%
Austral Credit Union	Daily Acc/Spec Sav S1/S2	5.00m	✓	✗	Nil	0.50	3.00	✓	0.05%
Australian Defence CU	Access Savings S1	Nil	✗	✓	Nil	0.65	Nil	✓	0.10%
B & E	Extra Saver S12	Nil	✓	✗	Nil	0.60	2.50	✓	0.10%
B & E	Pension Saver S8	Nil	✓	✗	Nil	0.60	2.50	✓	0.10%
Bananacoast Community	Savings Account S1	6.00m	✓	✓	0.50	Nil	Nil	✓	0.05%
Bananacoast Community	Incentive Savings AC S7	20.00m	✓	✓	0.50	Nil	Nil	✓	0.00%
Bananacoast Community	55 Plus Account S49	6.00m	✓	✓	0.50	Nil	Nil	✓	0.00%
Bank of Queensland	Reverse Charges Account	4.00m	✗	✗	Nil	Nil	Nil	✗	0.01%
BankWest	Lite Transaction Account	5.00m	✗	✗	Nil	Nil	Nil	✓	0.01%
Capricornia CU	Cash Management Accou	7.50m	✓	✓	0.50	0.50	2.00	✓	3.10%



## Section 1. Summary Report - High Transactor - Electronic

Company	Product	Account Keeping Fees, (\$)	Free Transaction	Rebate on fees	Own ATM withdrawal fee, (\$)	Eftpos fee, (\$)	Branch withdrawal fee, (\$)	International ATM	Interest rate, % \$1,000
★★★★★ "exceptional value"									
Citibank	Cash Management Accou	5.00m	✓	✗	2.00	Nil	2.00	✓	0.10%
Citibank	Citibank Plus Trans Acc	5.00m	✗	✗	Nil	Nil	N/A	✓	0.00%
Commonwealth Bank	Cash Investment Account	5.00m	✓	✗	0.50	0.50	2.00	✓	0.01%
Community CPS Australi	Access Savings AccountS	Nil	✗	✓	1.00	0.60	2.50	✓	0.15%
Community CPS Australi	Bonus Saver Account	Nil	✗	✓	1.00	0.60	2.50	✓	3.15%
Credit Union Australia	Platinum Plus	Nil	✓	✗	1.00	0.60	2.00	✓	1.75%
Credit Union Australia	Prime Access	Nil	✓	✗	1.00	0.60	2.00	✓	0.10%
Credit Union Australia	Freedom Plus	Nil	✓	✗	1.00	0.60	2.00	✓	1.25%
Credit Union Australia	Cash Management Ac	Nil	✓	✗	1.00	0.60	2.00	✓	0.00%
Defence Force CU	National Access Account	Nil	✓	✗	1.50	0.50	Nil	✓	0.10%
Elders Rural Bank	Gold Cash Management	5.00m	✓	✗	1.50	Nil	N/A	✓	0.00%
Elders Rural Bank	Everyday Acct-All Access	7.00m	✗	✗	Nil	Nil	N/A	✓	0.35%
Elders Rural Bank	Everyday Ac-Electronic	5.00m	✗	✗	Nil	Nil	N/A	✓	0.35%
Heritage Building Soc	Professional Investor	Nil	✓	✓	0.55	0.50	1.25	✓	0.00%
Heritage Building Soc	Money Manager Account	Nil	✓	✓	0.55	0.50	1.25	✓	0.25%
Home Building Society	Bonus Saver	Nil	✗	✗	Nil	1.00	Nil	✓	3.00%
Hunter United Credit Un	Cash Management Accou	5.00m	✗	✓	Nil	Nil	Nil	✓	0.00%
Hunter United Credit Un	Cheque	5.00m	✗	✓	Nil	Nil	Nil	✓	0.10%
Hunter United Credit Un	On Call	5.00m	✗	✓	Nil	Nil	Nil	✓	0.10%
IMB Limited	Reward Saver	Nil	✗	✓	0.70	0.85	2.25	✓	3.10%
islandstate CU	home saver	Nil	✓	✗	Nil	Nil	3.00	✓	0.10%
islandstate CU	flexi saver	3.00m	✓	✗	1.00	0.60	3.00	✓	0.10%
islandstate CU	e saver	Nil	✓	✗	1.00	0.60	3.00	✓	0.10%
islandstate CU	e5saver	Nil	✓	✗	1.00	0.60	3.00	✓	0.00%
nab	Investment Cash Manager	10.00m	✓	✗	0.60	0.60	3.00	✓	0.00%
Police Credit	Multipack - At Call S1	Nil	✗	✗	Nil	Nil	Nil	✓	0.10%
Police CU SA	Cash Management Accou	Nil	✓	✓	1.50	1.00	2.00	✓	0.00%
RTA Staff CU	Multi-Access Account S4	Nil	✓	✗	1.50	1.50	1.50	✓	0.05%
SERVICE ONE Members	Day to Day Account	4.00m	✓	✗	1.00	1.00	1.00	✓	0.10%
St George Bank	Simply Freedom	6.00m	✗	✗	Nil	Nil	Nil	✓	0.00%
St George Bank	Incentive Saver Account	Nil	✓	✗	1.00	1.00	3.00	✓	3.01%
St George Bank	Complete Freedom	7.00m	✗	✗	Nil	Nil	Nil	✓	0.00%
St George Bank	Investment Cash Account	6.00m	✓	✗	0.60	0.60	2.50	✓	0.00%
St George Bank	Express Freedom	5.00m	✗	✗	Nil	Nil	5.00	✓	0.00%
Unicom Credit Union	Access Account	Nil	✓	✗	1.50	Nil	1.50	✓	0.05%

## Section 1. Summary Report - High Transactor - Electronic

Company	Product	Account Keeping Fees, (\$)	Free Transaction	Rebate on fees	Own ATM withdrawal fee, (\$)	Eftpos fee, (\$)	Branch withdrawal fee, (\$)	International ATM	Interest rate, % \$1,000
---------	---------	----------------------------	------------------	----------------	------------------------------	------------------	-----------------------------	-------------------	--------------------------

★★★★

### "exceptional value"

Westpac	Basic Account	Nil	✗	✗	Nil	Nil	Nil	✓	0.00%
Westpac	Choice eAccount	3.00m	✗	✗	Nil	Nil	3.00	✓	0.00%
Westpac	Cash Manager	5.00m	✗	✗	0.50	0.50	2.50	✓	0.00%

★★★

### "strong value"

ANZ Bank	Everyday Visa Debit	6.00m	✗	✗	Nil	Nil	Nil	✓	0.00%
ANZ Bank	Basic Account	Nil	✗	✗	Nil	Nil	Nil	✓	0.00%
ANZ Bank	Access Select	2.00m	✓	✗	0.50	0.50	2.50	✓	0.00%
Arab Bank Australia	Statement Savings Acc	5.00m	✓	✗	1.50	0.60	Nil	✗	0.00%
Australian Central CU	My Account	Nil	✓	✗	1.00	1.00	2.50	✓	0.05%
B & E	Easi Saver S20	Nil	✓	✗	Nil	0.60	2.50	✓	0.10%
B & E	Basic Saver S1	Nil	✓	✗	Nil	0.60	2.50	✗	0.10%
Bank of Queensland	Ultimate Sav Ac-Daily	5.00m	✓	✗	0.65	0.65	2.00	✗	0.01%
Bank of Queensland	Cash Management Accou	5.00m	✓	✗	0.65	0.65	2.00	✗	0.01%
BankSA	Freedom Account	6.00m	✓	✗	0.60	0.60	2.50	✓	0.01%
BankWest	DreamSaver	6.00m	✓	✗	1.50	1.50	3.50	✗	3.81%
Capricornia CU	Personal Banking Account	5.00m	✗	✓	0.50	0.50	2.00	✓	0.00%
Circle Credit Co-op	Super S Account S6	Nil	✓	✗	1.80	0.50	Nil	✓	0.05%
Coastline Credit Union	Access Account S30	5.00m	✗	✗	Nil	Nil	Nil	✓	0.10%
connectfinancial	Access Account	Nil	✓	✗	0.75	0.75	2.50	✓	0.05%
Electricity CU	Everyday Access S1	Nil	✗	✓	1.00	0.60	2.00	✓	0.10%
Family First CU	Cash Management AC	Nil	✗	✓	0.75	0.75	2.00	✓	0.00%
Greater Building Society	Access Account	Nil	✗	✓	0.50	0.40	1.00	✓	0.25%
Heritage Building Soc	Simply Access S1	Nil	✓	✗	Nil	0.50	Nil	✓	0.25%
Heritage Building Soc	Simply Access Special S1	Nil	✓	✗	Nil	1.00	Nil	✓	0.25%
Holiday Coast CU	Save More Savings A/c S	5.00m	✓	✗	1.50	0.80	1.50	✓	0.00%
Home Building Society	Twenty-four-seven Acct	4.50m	✓	✗	Nil	1.00	Nil	✓	0.05%
Horizon Credit Union	RediSavings S1	Nil	✓	✓	1.50	1.00	1.50	✓	0.10%
Horizon Credit Union	Special Purpose S2/4/5	Nil	✓	✓	1.50	1.00	1.50	✓	0.10%
HSBC	Savings Cheque Account	7.50m	✓	✗	2.00	2.00	3.00	✓	0.50%
Hume Building Society	All Purpose Account S10	Nil	✓	✗	Nil	0.25	1.00	✗	0.25%
Hume Building Society	Cash Management AC S8	Nil	✓	✗	Nil	0.25	1.00	✗	0.00%
Hume Building Society	Youth Extra S5	Nil	✗	✗	Nil	Nil	Nil	✗	0.25%
Illawarra CU NSW	Access Account	3.00m	✗	✓	0.75	1.00	0.75	✓	0.05%
IMB Limited	Every Day Account S4	Nil	✗	✓	0.70	0.85	2.25	✓	0.10%
IMB Limited	Cash Management Ac S	Nil	✗	✓	0.70	0.85	2.25	✓	0.00%
Industries Mutual CU	Visa	Nil	✗	✓	2.00	0.80	2.00	✓	0.50%

## Section 1. Summary Report - High Transactor - Electronic

Company	Product	Account Keeping Fees, (\$)	Free Transaction	Rebate on fees	Own ATM withdrawal fee, (\$)	Eftpos fee, (\$)	Branch withdrawal fee, (\$)	International ATM	Interest rate, % \$1,000
---------	---------	----------------------------	------------------	----------------	------------------------------	------------------	-----------------------------	-------------------	--------------------------

### ★★★ "strong value"

Intech Credit Union	Access Saving Account S	Nil	✗	✓	Nil	0.60	1.50	✓	0.10%
Maritime Workers CU	Access Account S1	Nil	✓	✗	1.95	1.95	Nil	✓	0.45%
Maroondah Credit Union	Access Account S1	Nil	✓	✗	1.50	0.50	1.50	✓	0.25%
mecu	Access Account S1	Nil	✗	✓	1.50	0.60	2.50	✓	0.25%
nab	Concession Card Account	Nil	✗	✗	Nil	Nil	Nil	✓	0.00%
Newcastle Permanent	Statement Savings Acc	Nil	✓	✗	0.50	0.40	1.50	✓	0.10%
Police & Nurses Credit	Easypay Access Acc S1	5.00m	✓	✗	Nil	0.30	3.00	✓	0.05%
Police CU NSW	Easy Access S1	Nil	✓	✗	Nil	0.55	2.00	✓	0.25%
Police CU SA	Redi Access Account S1	Nil	✓	✓	1.50	1.00	2.00	✓	0.05%
Powerstate Credit Union	Choice Account S1-S7	Nil	✗	✓	1.00	1.00	1.00	✓	0.05%
Powerstate Credit Union	Christmas Club AC S15	Nil	✗	✓	1.00	1.00	Nil	✓	2.05%
Powerstate Credit Union	Cash Management S1	Nil	✗	✓	1.00	1.00	1.00	✓	0.70%
Railways Credit Union	Everyday Saver S22	Nil	✗	✗	1.30	0.75	1.30	✓	1.00%
Savings & Loans CU SA	Cash Manager Account	Nil	✗	✓	1.00	1.00	2.50	✓	0.00%
Savings & Loans CU SA	Visa Savings Account	Nil	✗	✓	1.00	1.00	2.50	✓	0.05%
Select Credit Union	Transaction Account 001	2.00m	✓	✓	Nil	0.75	Nil	✓	0.25%
SERVICE ONE Members	Saving Investment AC	4.00m	✓	✗	1.00	1.00	1.00	✓	0.10%
St George Bank	Concession Account	Nil	✓	✗	0.60	0.60	2.50	✓	0.00%
StGeorge QLD VIC TAS	Express Freedom	5.00m	✗	✗	Nil	Nil	5.00	✓	0.00%
StGeorge QLD VIC TAS	Complete Freedom	7.00m	✗	✗	Nil	Nil	Nil	✓	0.00%
StGeorge QLD VIC TAS	Simply Freedom	6.00m	✓	✗	Nil	Nil	Nil	✓	0.00%
TAFE & Community CU	Access Account S1,2,3&4	Nil	✓	✗	Nil	0.70	Nil	✓	0.25%
Wagga Mutual Credit Un	Visa First S3	Nil	✗	✓	0.75	0.75	1.50	✓	0.10%
Wagga Mutual Credit Un	Special Purpose S2	Nil	✗	✓	0.75	0.75	1.50	✓	0.10%
Wagga Mutual Credit Un	Working S1	Nil	✗	✓	0.75	0.75	2.00	✓	0.10%

### ★★ "average value"

BankSA	Incentive Saver Account	Nil	✓	✗	1.00	1.00	3.00	✓	3.01%
Citibank	Citicheque Account	5.00m	✓	✗	2.00	2.00	2.00	✓	0.05%
Community CPS Australi	Cash Management Accou	Nil	✗	✓	1.00	0.60	2.50	✓	0.15%
Encompass Credit Union	Access Plus S1	Nil	✗	✓	1.50	0.75	0.75	✓	0.01%
Family First CU	Ordinary Savings AC S1	Nil	✗	✓	0.75	0.75	2.00	✓	0.25%
Home Building Society	Home Cash Maximiser	Nil	✗	✗	Nil	2.50	2.50	✓	5.00%
Macquarie Credit Union	Cheque/Card Account S	Nil	✓	✗	1.50	0.50	1.50	✓	0.10%
New England CU NSW	Access Account S1	10.00a	✓	✗	1.00	0.60	2.00	✓	0.25%
Orana Credit Union	Redi Access	Nil	✓	✗	0.90	0.80	2.50	✗	0.00%
Railways Credit Union	Everyday Saver S1	Nil	✗	✗	1.30	0.75	1.30	✓	1.00%

## Section 1. Summary Report - High Transactor - Electronic

Company	Product	Account Keeping Fees, (\$)	Free Transaction	Rebate on fees	Own ATM withdrawal fee, (\$)	Eftpos fee, (\$)	Branch withdrawal fee, (\$)	International ATM	Interest rate, % \$1,000
---------	---------	----------------------------	------------------	----------------	------------------------------	------------------	-----------------------------	-------------------	--------------------------

### ★★ "average value"

Savings & Loans CU SA	Cheque Savings Account	Nil	✗	✓	1.00	1.00	2.50	✗	0.05%
StGeorge QLD VIC TAS	Investment Cash Account	6.00m	✓	✗	0.60	0.60	2.50	✓	0.00%
United Credit Union	Cash Management AC	Nil	✗	✓	Nil	0.75	1.75	✓	0.00%
United Credit Union	Double Interest Saver Ac	Nil	✓	✗	Nil	0.75	1.75	✗	3.75%
University Credit Soc	Visa Access S5	2.00m	✓	✗	1.00	0.60	Nil	✓	0.05%

### ★ "satisfactory value"

ABS Building Society	Home Equity Invest S2	Nil	✓	✗	1.50	0.60	2.00	✗	0.10%
BankSA	Simply Freedom	6.00m	✗	✗	Nil	Nil	Nil	✓	0.00%
BankSA	Express Freedom	5.00m	✗	✗	Nil	Nil	5.00	✓	0.00%
BankSA	Investment Cash Account	6.00m	✓	✗	0.60	0.60	2.50	✓	0.00%
BankSA	Complete Freedom	7.00m	✗	✗	Nil	Nil	Nil	✓	0.00%
Bankstown City CU	Money Manager	5.00m	✗	✗	2.00	1.00	2.00	✓	1.00%
Citibank	Online Cash Manager	Nil	✓	✗	2.00	2.00	N/A	✓	4.00%
Citibank	Citicash Account	Nil	✓	✗	2.00	2.00	N/A	✓	0.05%
Community First CU	Access Account S7	Nil	✗	✓	1.25	0.75	2.50	✓	0.00%
Industries Mutual CU	Access	Nil	✗	✓	2.00	0.80	2.00	✓	0.00%
Memberfirst Credit Union	Easy Access Account S1	Nil	✗	✓	2.00	0.50	2.00	✓	0.10%
Nurses First	Essential Saver Account	Nil	✗	✗	0.50	0.50	N/A	✓	0.10%
Orange Credit Union	All Purpose Savings S1	Nil	✓	✗	0.50	0.50	1.00	✗	1.00%
Police & Nurses Credit	Cash Management Ac S	5.00m	✓	✓	Nil	1.25	3.00	✓	0.00%
Qld Police Credit Union	On Call Savings Account	Nil	✓	✗	2.00	2.00	2.00	✓	0.15%
Qld Teachers CU	Special Savings AC	Nil	✗	✓	1.25	0.60	2.00	✗	0.01%
Qld Teachers CU	Cash Management Accou	Nil	✗	✓	1.25	0.60	2.00	✗	0.00%
Qld Teachers CU	Current Account	Nil	✗	✓	1.25	0.60	2.00	✗	0.01%
Satisfac Credit Union	Everyday Transaction	Nil	✓	✗	Nil	1.50	Nil	✓	0.00%
Savings & Loans CU SA	At Call Account	Nil	✗	✓	1.00	1.00	2.50	✗	0.05%
Uni Credit Union	Cash Management Accou	N/A	✗	✗	1.70	0.65	1.70	✓	0.00%
Uni Credit Union	Access Account	Nil	✓	✗	1.00	0.60	1.70	✓	0.05%
United Credit Union	Access Plus S13	Nil	✗	✓	Nil	0.75	1.75	✗	0.05%

### ◆ "rising star"

SUNCORP	Everyday Saver-Basic Opt	Nil	✗	✗	Nil	Nil	2.50	✓	3.01%
Westpac	Choice	5.00m	✗	✗	Nil	Nil	Nil	✓	0.00%

## Section 1. Summary Report - High Transactor - Full Service

Company	Product	Account Keeping Fees, (\$)	Free Transaction	Rebate on fees	Own ATM withdrawal fee, (\$)	Eftpos fee, (\$)	Branch withdrawal fee, (\$)	International ATM	Interest rate, % \$1,000
---------	---------	----------------------------	------------------	----------------	------------------------------	------------------	-----------------------------	-------------------	--------------------------

### ★★★★★ "superior value"

ANZ Bank	Access Advantage	5.00m	✗	✗	Nil	Nil	Nil	✓	0.00%
Bananacoast Community	Savings Account S1	6.00m	✓	✓	0.50	Nil	Nil	✓	0.05%
Bananacoast Community	55 Plus Account S49	6.00m	✓	✓	0.50	Nil	Nil	✓	0.00%
Bananacoast Community	Incentive Savings AC S7	20.00m	✓	✓	0.50	Nil	Nil	✓	0.00%
Bank of Queensland	Reverse Charges Account	4.00m	✗	✗	Nil	Nil	Nil	✗	0.01%
BankWest	Lite Transaction Account	5.00m	✗	✗	Nil	Nil	Nil	✓	0.01%
Bendigo Bank	Networth Cash Managem	Nil	✗	✓	0.70	0.70	1.75	✓	0.20%
Bendigo Bank	Ultimate Account	Nil	✗	✓	0.70	0.70	1.75	✓	0.05%
Citibank	Cash Management Accou	5.00m	✓	✗	2.00	Nil	2.00	✓	0.10%
Commonwealth Bank	Streamline Unlimited	6.00m	✗	✗	Nil	Nil	Nil	✓	0.01%
Commonwealth Bank	Streamline e-Access	4.00m	✗	✗	Nil	Nil	2.00	✓	0.01%
Credit Union Australia	Freedom Plus	Nil	✓	✗	1.00	0.60	2.00	✓	1.25%
Hunter United Credit Un	Cheque	5.00m	✗	✓	Nil	Nil	Nil	✓	0.10%
nab	Smart Access	5.00m	✗	✗	Nil	Nil	Nil	✓	0.00%
Qantas Staff CU	At Call Deposits	Nil	✓	✗	2.00	Nil	2.00	✓	0.50%
St George Bank	Complete Freedom	7.00m	✗	✗	Nil	Nil	Nil	✓	0.00%
SUNCORP	Cash Management Accou	5.00m	✗	✗	Nil	Nil	Nil	✓	0.01%
SUNCORP	Everyday Options	5.00m	✗	✗	Nil	Nil	Nil	✓	0.01%
SUNCORP - Outside Qld	Everyday Options	5.00m	✗	✗	Nil	Nil	Nil	✓	0.01%
Victoria Teachers CU	On Call Savings S1	Nil	✓	✗	Nil	1.80	1.80	✓	0.05%
Westpac	Classic Plus	10.00m	✓	✗	0.60	0.60	2.50	✓	0.00%

### ★★★★★ "exceptional value"

ANZ Bank	Premium Cash Magmnt A	Nil	✓	✗	0.50	0.50	2.50	✓	0.00%
Austral Credit Union	Daily Acc/Spec Sav S1/S2	5.00m	✓	✗	Nil	0.50	3.00	✓	0.05%
B & E	Pension Saver S8	Nil	✓	✗	Nil	0.60	2.50	✓	0.10%
BankWest	Lite Trans - Direct Opt	2.99m	✗	✗	Nil	Nil	3.00	✓	0.01%
BankWest	Complete Account	6.00m	✓	✗	0.65	0.65	3.00	✓	0.01%
Capricornia CU	Cash Management Accou	7.50m	✓	✓	0.50	0.50	2.00	✓	3.10%
Circle Credit Co-op	Super S Account S6	Nil	✓	✗	1.80	0.50	Nil	✓	0.05%
Commonwealth Bank	Cash Investment Account	5.00m	✓	✗	0.50	0.50	2.00	✓	0.01%
Community CPS Australi	Access Savings AccountS	Nil	✗	✓	1.00	0.60	2.50	✓	0.15%
Credit Union Australia	Prime Access	Nil	✓	✗	1.00	0.60	2.00	✓	0.10%
Credit Union Australia	Platinum Plus	Nil	✓	✗	1.00	0.60	2.00	✓	1.75%
Credit Union Australia	Cash Management Ac	Nil	✓	✗	1.00	0.60	2.00	✓	0.00%
Defence Force CU	National Access Account	Nil	✓	✗	1.50	0.50	Nil	✓	0.10%
Heritage Building Soc	Professional Investor	Nil	✓	✓	0.55	0.50	1.25	✓	0.00%
Heritage Building Soc	Money Manager Account	Nil	✓	✓	0.55	0.50	1.25	✓	0.25%
Heritage Building Soc	Simply Access Special S1	Nil	✓	✗	Nil	1.00	Nil	✓	0.25%
Heritage Building Soc	Simply Access S1	Nil	✓	✗	Nil	0.50	Nil	✓	0.25%

## Section 1. Summary Report - High Transactor - Full Service

Company	Product	Account Keeping Fees, (\$)	Free Transaction	Rebate on fees	Own ATM withdrawal fee, (\$)	Eftpos fee, (\$)	Branch withdrawal fee, (\$)	International ATM	Interest rate, % \$1,000
---------	---------	----------------------------	------------------	----------------	------------------------------	------------------	-----------------------------	-------------------	--------------------------

<b>★★★★ "exceptional value"</b>									
Home Building Society	Twenty-four-seven Acct	4.50m	✓	✗	Nil	1.00	Nil	✓	0.05%
Home Building Society	Bonus Saver	Nil	✗	✗	Nil	1.00	Nil	✓	3.00%
Horizon Credit Union	Special Purpose S2/4/5	Nil	✓	✓	1.50	1.00	1.50	✓	0.10%
Horizon Credit Union	RediSavings S1	Nil	✓	✓	1.50	1.00	1.50	✓	0.10%
Hunter United Credit Un	On Call	5.00m	✗	✓	Nil	Nil	Nil	✓	0.10%
Hunter United Credit Un	Cash Management Accou	5.00m	✗	✓	Nil	Nil	Nil	✓	0.00%
Industries Mutual CU	Visa	Nil	✗	✓	2.00	0.80	2.00	✓	0.50%
islandstate CU	e5saver	Nil	✓	✗	1.00	0.60	3.00	✓	0.00%
islandstate CU	flexi saver	3.00m	✓	✗	1.00	0.60	3.00	✓	0.10%
islandstate CU	home saver	Nil	✓	✗	Nil	Nil	3.00	✓	0.10%
islandstate CU	e saver	Nil	✓	✗	1.00	0.60	3.00	✓	0.10%
Maroondah Credit Union	Access Account S1	Nil	✓	✗	1.50	0.50	1.50	✓	0.25%
nab	Investment Cash Manager	10.00m	✓	✗	0.60	0.60	3.00	✓	0.00%
nab	Smart Direct	3.00m	✗	✗	Nil	Nil	3.00	✓	0.00%
Police & Nurses Credit	Easypay Access Acc S1	5.00m	✓	✗	Nil	0.30	3.00	✓	0.05%
Police Credit	Multipack - At Call S1	Nil	✗	✗	Nil	Nil	Nil	✓	0.10%
Police CU SA	Cash Management Accou	Nil	✓	✓	1.50	1.00	2.00	✓	0.00%
RTA Staff CU	Multi-Access Account S4	Nil	✓	✗	1.50	1.50	1.50	✓	0.05%
Select Credit Union	Transaction Account 001	2.00m	✓	✓	Nil	0.75	Nil	✓	0.25%
SERVICE ONE Members	Day to Day Account	4.00m	✓	✗	1.00	1.00	1.00	✓	0.10%
St George Bank	Simply Freedom	6.00m	✗	✗	Nil	Nil	Nil	✓	0.00%
St George Bank	Investment Cash Account	6.00m	✓	✗	0.60	0.60	2.50	✓	0.00%
StGeorge QLD VIC TAS	Complete Freedom	7.00m	✗	✗	Nil	Nil	Nil	✓	0.00%
Unicom Credit Union	Access Account	Nil	✓	✗	1.50	Nil	1.50	✓	0.05%
Westpac	Cash Manager	5.00m	✗	✗	0.50	0.50	2.50	✓	0.00%

<b>★★★ "strong value"</b>									
ANZ Bank	Access Select	2.00m	✓	✗	0.50	0.50	2.50	✓	0.00%
Australian Central CU	My Account	Nil	✓	✗	1.00	1.00	2.50	✓	0.05%
Australian Defence CU	Access Savings S1	Nil	✗	✓	Nil	0.65	Nil	✓	0.10%
B & E	Easi Saver S20	Nil	✓	✗	Nil	0.60	2.50	✓	0.10%
B & E	Extra Saver S12	Nil	✓	✗	Nil	0.60	2.50	✓	0.10%
Bank of Queensland	Cash Management Accou	5.00m	✓	✗	0.65	0.65	2.00	✗	0.01%
Bank of Queensland	Ultimate Sav Ac-Daily	5.00m	✓	✗	0.65	0.65	2.00	✗	0.01%
BankSA	Freedom Account	6.00m	✓	✗	0.60	0.60	2.50	✓	0.01%
Citibank	Citicheque Account	5.00m	✓	✗	2.00	2.00	2.00	✓	0.05%
Coastline Credit Union	Access Account S30	5.00m	✗	✗	Nil	Nil	Nil	✓	0.10%
Community CPS Australi	Bonus Saver Account	Nil	✗	✓	1.00	0.60	2.50	✓	3.15%
connectfinancial	Access Account	Nil	✓	✗	0.75	0.75	2.50	✓	0.05%
Greater Building Society	Access Account	Nil	✗	✓	0.50	0.40	1.00	✓	0.25%
Holiday Coast CU	Save More Savings A/c S	5.00m	✓	✗	1.50	0.80	1.50	✓	0.00%



## Section 1. Summary Report - High Transactor - Full Service

Company	Product	Account Keeping Fees, (\$)	Free Transaction	Rebate on fees	Own ATM withdrawal fee, (\$)	Eftpos fee, (\$)	Branch withdrawal fee, (\$)	International ATM	Interest rate, % \$1,000
---------	---------	----------------------------	------------------	----------------	------------------------------	------------------	-----------------------------	-------------------	--------------------------

<b>★★★ "strong value"</b>									
HSBC	On-line Savings Account	Nil	✓	✗	Nil	Nil	5.00	✓	0.50%
Hume Building Society	All Purpose Account S10	Nil	✓	✗	Nil	0.25	1.00	✗	0.25%
Hume Building Society	Cash Management AC S8	Nil	✓	✗	Nil	0.25	1.00	✗	0.00%
Illawarra CU NSW	Access Account	3.00m	✗	✓	0.75	1.00	0.75	✓	0.05%
IMB Limited	Every Day Account S4	Nil	✗	✓	0.70	0.85	2.25	✓	0.10%
IMB Limited	Reward Saver	Nil	✗	✓	0.70	0.85	2.25	✓	3.10%
IMB Limited	Cash Management Ac S	Nil	✗	✓	0.70	0.85	2.25	✓	0.00%
Industries Mutual CU	Access	Nil	✗	✓	2.00	0.80	2.00	✓	0.00%
Intech Credit Union	Access Saving Account S	Nil	✗	✓	Nil	0.60	1.50	✓	0.10%
mecu	Access Account S1	Nil	✗	✓	1.50	0.60	2.50	✓	0.25%
New England CU NSW	Access Account S1	10.00a	✓	✗	1.00	0.60	2.00	✓	0.25%
Newcastle Permanent	Statement Savings Acc	Nil	✓	✗	0.50	0.40	1.50	✓	0.10%
Police CU NSW	Easy Access S1	Nil	✓	✗	Nil	0.55	2.00	✓	0.25%
Police CU SA	Redi Access Account S1	Nil	✓	✓	1.50	1.00	2.00	✓	0.05%
Powerstate Credit Union	Cash Management S1	Nil	✗	✓	1.00	1.00	1.00	✓	0.70%
Powerstate Credit Union	Choice Account S1-S7	Nil	✗	✓	1.00	1.00	1.00	✓	0.05%
Railways Credit Union	Everyday Saver S22	Nil	✗	✗	1.30	0.75	1.30	✓	1.00%
Savings & Loans CU SA	Visa Savings Account	Nil	✗	✓	1.00	1.00	2.50	✓	0.05%
Savings & Loans CU SA	Cash Manager Account	Nil	✗	✓	1.00	1.00	2.50	✓	0.00%
StGeorge QLD VIC TAS	Simply Freedom	6.00m	✓	✗	Nil	Nil	Nil	✓	0.00%
University Credit Soc	Visa Access S5	2.00m	✓	✗	1.00	0.60	Nil	✓	0.05%
Wagga Mutual Credit Un	Visa First S3	Nil	✗	✓	0.75	0.75	1.50	✓	0.10%
Wagga Mutual Credit Un	Working S1	Nil	✗	✓	0.75	0.75	2.00	✓	0.10%
Westpac	Choice eAccount	3.00m	✗	✗	Nil	Nil	3.00	✓	0.00%

<b>★★ "average value"</b>									
Capricornia CU	Personal Banking Account	5.00m	✗	✓	0.50	0.50	2.00	✓	0.00%
Community CPS Australi	Cash Management Accou	Nil	✗	✓	1.00	0.60	2.50	✓	0.15%
HSBC	Savings Cheque Account	7.50m	✓	✗	2.00	2.00	3.00	✓	0.50%
Macquarie Credit Union	Cheque/Card Account S	Nil	✓	✗	1.50	0.50	1.50	✓	0.10%
Orana Credit Union	Redi Access	Nil	✓	✗	0.90	0.80	2.50	✗	0.00%
Railways Credit Union	Everyday Saver S1	Nil	✗	✗	1.30	0.75	1.30	✓	1.00%
Satisfac Credit Union	Everyday Transaction	Nil	✓	✗	Nil	1.50	Nil	✓	0.00%
Wagga Mutual Credit Un	Special Purpose S2	Nil	✗	✓	0.75	0.75	1.50	✓	0.10%

<b>★ "satisfactory value"</b>									
Alliance One CreditUnion	Everyday Account	Nil	✓	✗	1.00	1.75	1.75	✓	0.20%
BankSA	Complete Freedom	7.00m	✗	✗	Nil	Nil	Nil	✓	0.00%
BankSA	Simply Freedom	6.00m	✗	✗	Nil	Nil	Nil	✓	0.00%
Bankstown City CU	Money Manager	5.00m	✗	✗	2.00	1.00	2.00	✓	1.00%
Calare Credit Union	Cash Management Accou	Nil	✓	✗	1.50	1.50	Nil	✗	0.00%



## Section 1. Summary Report - High Transactor - Full Service

Company	Product	Account Keeping Fees, (\$)	Free Transaction	Rebate on fees	Own ATM withdrawal fee, (\$)	Eftpos fee, (\$)	Branch withdrawal fee, (\$)	International ATM	Interest rate, % \$1,000
<b>★ "satisfactory value"</b>									
Encompass Credit Union	Access Plus S1	Nil	✗	✓	1.50	0.75	0.75	✓	0.01%
Home Building Society	Home Cash Maximiser	Nil	✗	✗	Nil	2.50	2.50	✓	5.00%
Orange Credit Union	All Purpose Savings S1	Nil	✓	✗	0.50	0.50	1.00	✗	1.00%
Qld Police Credit Union	On Call Savings Account	Nil	✓	✗	2.00	2.00	2.00	✓	0.15%
Qld Teachers CU	Current Account	Nil	✗	✓	1.25	0.60	2.00	✗	0.01%
Savings & Loans CU SA	Cheque Savings Account	Nil	✗	✓	1.00	1.00	2.50	✗	0.05%
Savings & Loans CU SA	At Call Account	Nil	✗	✓	1.00	1.00	2.50	✗	0.05%
St George Bank	Express Freedom	5.00m	✗	✗	Nil	Nil	5.00	✓	0.00%
StGeorge QLD VIC TAS	Investment Cash Account	6.00m	✓	✗	0.60	0.60	2.50	✓	0.00%
TAFE & Community CU	Access Account S1,2,3&4	Nil	✓	✗	Nil	0.70	Nil	✓	0.25%
United Credit Union	Cash Management AC	Nil	✗	✓	Nil	0.75	1.75	✓	0.00%
<b>✧ "rising star"</b>									
Westpac	Choice	5.00m	✗	✗	Nil	Nil	Nil	✓	0.00%

## Section 1. Summary Report - Premium Saver

Company	Product	Account Keeping Fees, (\$)	Min opening balance	Phone banking	Internet Facility	Direct Credit	BPay	Institution Standard and Poor Rating	Interest rate, % \$25,000
---------	---------	----------------------------	---------------------	---------------	-------------------	---------------	------	--------------------------------------	---------------------------

★★★★★

### "superior value"

Alliance One CreditUnion	eSmart Internet Account	Nil	No min	✓	✓	✓	✓	Not rated	6.00%
ANZ Bank	V2 Plus	Nil	5000.00	✓	✓	✓	✓	AA	5.20%
AWA Credit Union	Cash Management Ac	Nil	10000.00	✓	✓	✓	✗	Not rated	4.90%
Bananacoast Community	55 Plus Account S49	6.00m	5000.00	✓	✓	✓	✓	Not rated	5.10%
Bank of Queensland	Cash Management Accou	5.00m	5000.00	✓	✓	✓	✓	BBB+	5.15%
BankWest	Instant Saver	3.00m	No min	✓	✓	✓	✓	AA-	4.75%
BankWest	Gold Cash Management	Nil	5000.00	✓	✓	✓	✓	AA-	5.00%
Bendigo Bank	Networth Cash Managem	Nil	5000.00	✓	✓	✓	✓	BBB+	4.35%
Capricornia CU	E \$aver Account S29	5.00m	1.00	✓	✓	✓	✓	Not rated	6.35%
Commonwealth Bank	Cash Investment Account	5.00m	5000.00	✓	✓	✓	✓	AA	5.00%
Commonwealth Securitie	Direct Invest AC CDIA	Nil	5000.00	✓	✓	✓	✓	AA	4.30%
Credit Union Australia	eSaver	Nil	No min	✓	✓	✓	✓	Not rated	6.15%
Credit Union Australia	Cash Management Ac	Nil	No min	✓	✓	✓	✓	Not rated	4.25%
Home Building Society	Home Cash Maximiser	Nil	No min	✓	✓	✓	✓	BBB	5.00%
HSBC	On-line Savings Account	Nil	2000.00	✓	✓	✓	✓	AA	5.00%
Hunter United Credit Un	Cash Management Accou	5.00m	5000.00	✓	✓	✓	✓	Not rated	4.80%
Macquarie Credit Union	Money Market Account S1	Nil	500.00	✓	✓	✓	✓	Not rated	6.10%
Maritime Workers CU	Cash Management Ac S5	Nil	No min	✓	✓	✓	✓	Not rated	5.30%
nab	Investment Cash Manager	10.00m	10000.00	✓	✓	✓	✓	AA	5.00%
Police CU SA	iSavings	Nil	No min	✓	✓	✓	✓	Not rated	5.00%
Qantas Staff CU	At Call Deposits	Nil	No min	✓	✓	✓	✓	Not rated	4.90%
St George Bank	Power Saver Account	Nil	1.00	✓	✓	✓	✓	A+	4.75%
StGeorge QLD VIC TAS	Power Saver Account	Nil	1.00	✓	✓	✓	✓	A+	5.70%
Victoria Teachers CU	Online Saver	Nil	No min	✓	✓	✓	✓	Not rated	6.00%
Victoria Teachers CU	Cash Management AC S	Nil	5000.00	✓	✓	✓	✓	Not rated	4.40%
Westpac	Max-i Direct	Nil	1.00	✓	✓	✓	✗	AA	5.85%

★★★★★

### "exceptional value"

ABS Building Society	Cash Management S9	Nil	5000.00	✓	✓	✓	✓	Not rated	4.50%
Adelaide Bank	Cash Management Plus	6.00m	5000.00	✓	✓	✓	✓	BBB+	4.90%
Bananacoast Community	Incentive Savings AC S7	20.00m	5000.00	✓	✓	✓	✓	Not rated	5.00%
BankSA	Power Saver Account	Nil	No min	✓	✓	✓	✓	A+	4.75%
Capricornia CU	Cash Management Accou	7.50m	1.00	✓	✓	✓	✓	Not rated	4.25%
Community CPS Australi	Cash Management Accou	Nil	1000.00	✓	✓	✓	✓	Not rated	4.25%
Credit Union Australia	Platinum Plus	Nil	No min	✓	✓	✓	✓	Not rated	4.45%
Electricity CU	Smart Saver S10	Nil	11.00	✓	✓	✓	✓	Not rated	4.75%
Gateway Credit Union	At Call Account	Nil	No min	✓	✓	✓	✓	Not rated	4.05%
Greater Building Society	Cash Management Accou	Nil	1.00	✓	✓	✓	✓	BBB+	4.75%
HSBC	Cash Management Accou	10.00m	10000.00	✓	✓	✓	✓	AA	4.50%
IMB Limited	Cash Management Ac S	Nil	5000.00	✓	✓	✓	✓	BBB	4.25%

your guide to product excellence

## Section 1. Summary Report - Premium Saver

Company	Product	Account Keeping Fees, (\$)	Min opening balance	Phone banking	Internet Facility	Direct Credit	BPay	Institution Standard and Poor Rating	Interest rate, % \$25,000
---------	---------	----------------------------	---------------------	---------------	-------------------	---------------	------	--------------------------------------	---------------------------

★★★★

### "exceptional value"

islandstate CU	e5saver	Nil	5000.00	✓	✓	✓	✓	Not rated	4.75%
Maitland Mutual BS	Cash Management Acct S	Nil	500.00	✓	✓	✓	✓	Not Rated	4.75%
Police CU NSW	Market Linked AC S15	Nil	5000.00	✓	✓	✓	✓	Not rated	5.25%
Powerstate Credit Union	Cash Management S1	Nil	No min	✓	✓	✓	✓	Not rated	3.60%
Qld Police Credit Union	Cash Management Accou	Nil	5000.00	✓	✓	✓	✓	Not rated	4.50%
Qld Teachers CU	Cash Management Accou	Nil	5000.00	✓	✓	✓	✓	Not rated	4.20%
Transcomm Credit Co-O	30 Day Notice S30	Nil	5000.00	✓	✓	✓	✗	Not rated	4.00%
Transcomm Credit Co-O	Cash Management AC	Nil	5000.00	✓	✓	✓	✗	Not rated	5.00%
Warwick Credit Union	Cash Manager Plus	Nil	No min	✓	✓	✓	✓	Not rated	4.75%

★★★

### "strong value"

Adelaide Bank	24Hr Call Money Market	Nil	100000.00	✓	✓	✓	✓	BBB+	3.50%
Alliance One CreditUnion	Cash Management Accou	Nil	No min	✓	✓	✓	✗	Not rated	3.75%
Australian Defence CU	Cash Management S9	Nil	No min	✓	✓	✓	✗	Not rated	4.00%
B & E	Pension Saver S8	Nil	10.00	✓	✓	✓	✓	Not rated	2.75%
Bendigo Bank	Classic Savings Account	Nil	500.00	✓	✓	✓	✓	BBB+	3.85%
Circle Credit Co-op	30 Days Notice Wdl S8	Nil	500.00	✓	✓	✓	✗	Not rated	4.18%
Encompass Credit Union	Cash Management S6	Nil	No min	✓	✓	✓	✓	Not rated	3.50%
Family First CU	Cash Management AC	Nil	2000.00	✓	✓	✓	✓	Not rated	3.50%
First Pacific CU	Investment Plus S3	Nil	25000.00	✓	✓	✓	✗	Not rated	3.50%
Gateway Credit Union	Christmas Club Account	Nil	No min	✓	✓	✓	✓	Not rated	4.30%
Holiday Coast CU	Percentage Plus AC S17	Nil	10000.00	✓	✓	✓	✓	Not rated	3.75%
Manly Warringah CU	Cash Management S1	Nil	No min	✓	✓	✓	✗	Not rated	4.00%
Orange Credit Union	Christmas Club S4	Nil	No min	✓	✓	✓	✗	Not rated	4.20%
Police Credit	Investment - At Call S2	Nil	No min	✓	✓	✓	✓	Not rated	4.00%
Police CU SA	Cash Management Accou	Nil	No min	✓	✓	✓	✓	Not rated	3.00%
Qld Police Credit Union	Christmas Club Account	Nil	No min	✓	✓	✓	✓	Not rated	4.00%
Queenslanders CU	MoneyMaker Account S5	Nil	1.00	✓	✓	✓	✓	Not rated	3.70%
RTA Staff CU	Redi-Fund S7	Nil	5000.00	✓	✓	✓	✓	Not rated	3.75%
Savings & Loans CU SA	Cash Manager Account	Nil	No min	✓	✓	✓	✓	Not rated	3.55%
Select Credit Union	Cash Management Acct 0	2.00m	1.00	✓	✓	✓	✗	Not rated	3.50%
SERVICE ONE Members	Money Management	Nil	2000.00	✓	✓	✓	✓	Not rated	3.00%
SGE Credit Union	Cash Management Acc (1	Nil	No min	✓	✓	✓	✓	Not rated	3.75%
St George Bank	Investment Cash Account	6.00m	10000.00	✓	✓	✓	✓	A+	2.70%
Wagga Mutual Credit Un	Cash Management S2	Nil	5000.00	✓	✓	✓	✓	Not rated	3.75%
Westpac	Cash Manager	5.00m	No min	✓	✓	✓	✓	AA	4.80%

★★

### "average value"

Austral Credit Union	Cash Management S1	Nil	5000.00	✓	✓	✓	✓	Not rated	3.50%
BankSA	Investment Cash Account	6.00m	10000.00	✓	✓	✓	✓	A+	2.70%
Calare Credit Union	Cash Management Accou	Nil	No min	✓	✓	✓	✓	Not rated	3.75%

**your guide to product excellence**

## Section 1. Summary Report - Premium Saver

Company	Product	Account Keeping Fees, (\$)	Min opening balance	Phone banking	Internet Facility	Direct Credit	BPay	Institution Standard and Poor Rating	Interest rate, % \$25,000
<b>★★ "average value"</b>									
Defence Force CU	Cash Management Accou	Nil	1000.00	✓	✓	✓	✓	Not rated	3.00%
Heritage Building Soc	Professional Investor	Nil	5000.00	✓	✓	✓	✓	BBB+	3.25%
Heritage Building Soc	Money Manager Account	Nil	100.00	✓	✓	✓	✓	BBB+	3.00%
Hume Building Society	Cash Management AC S8	Nil	5000.00	✓	✓	✓	✓	Not rated	3.00%
Illawarra CU NSW	Cash Management Accou	Nil	500.00	✓	✓	✓	✓	Not rated	3.00%
Industries Mutual CU	Investment	Nil	No min	✓	✓	✓	✓	Not rated	2.75%
La Trobe Country Credit	Millennium Cash Mgnt S2	Nil	5000.00	✓	✓	✓	✓	Not rated	3.25%
Macquarie Credit Union	Investment Account S10	Nil	500.00	✓	✓	✓	✓	Not rated	3.75%
mecu	CMA - Transaction Acct	Nil	5000.00	✓	✓	✓	✗	Not rated	2.80%
Police CU NSW	Christmas Club S3	Nil	No min	✓	✓	✓	✗	Not rated	4.00%
StGeorge QLD VIC TAS	Investment Cash Account	6.00m	10000.00	✓	✓	✓	✓	A+	2.70%
SUNCORP	Cash Management Accou	5.00m	No min	✓	✓	✓	✓	A+	1.50%
University Credit Soc	Cheque A Month S2	2.00m	5000.00	✓	✓	✓	✓	Not rated	3.50%
<b>★ "satisfactory value"</b>									
Alliance One CreditUnion	Christmas Club Account	Nil	No min	✓	✓	✓	✗	Not rated	3.00%
ANZ Bank	Premium Cash Magmnt A	Nil	10000.00	✓	✓	✓	✓	AA	2.00%
Austral Credit Union	Target Saver S14	Nil	No min	✓	✓	✓	✗	Not rated	3.00%
Australian Defence CU	Christmas Club S8	Nil	No min	✓	✓	✓	✗	Not rated	3.25%
Citibank	Cash Management Accou	5.00m	10000.00	✓	✓	✓	✓	AA+	2.00%
Citibank	Investment Account	5.00m	10000.00	✓	✓	✓	✓	AA+	2.00%
Community First CU	Money Market Account S1	Nil	5000.00	✓	✓	✓	✗	Not rated	3.00%
Defence Force CU	Flexi Term Account S30	Nil	3000.00	✓	✓	✓	✓	Not rated	3.00%
mecu	Access Account S1	Nil	No min	✓	✓	✓	✓	Not rated	2.00%
Railways Credit Union	Everyday Saver S1	Nil	No min	✓	✓	✓	✓	Not rated	2.50%
RTA Staff CU	Premium Savers Acct S8	Nil	10000.00	✓	✓	✓	✓	Not rated	2.75%
Transcomm Credit Co-O	On Call Savings S2	Nil	No min	✓	✓	✓	✗	Not rated	2.00%
Uni Credit Union	Cash Management Accou	N/A	5000.00	✓	✓	✓	✓	Not rated	2.50%
Unicom Credit Union	Cash Management Accou	Nil	500.00	✓	✓	✓	✓	Not rated	3.00%
<b>✧ "rising star"</b>									
Gateway Credit Union	eMax Saver	Nil	No min	✓	✓	✓	✓	Not rated	6.10%

## Section 1. Summary Report - Online Saver

Company	Product	Account Keeping Fees, (\$)	Min opening balance	Phone banking	ATM Facility	Direct Credit	BPay	Institution Standard and Poor Rating	Interest rate, % \$25,000
---------	---------	----------------------------	---------------------	---------------	--------------	---------------	------	--------------------------------------	---------------------------

★★★★★

### "superior value"

Bank of Queensland	WebSavings Account	Nil	1.00	✓	✗	✓	✓	BBB+	6.20%
Bankwest Direct	TeleNet Saver	Nil	No min	✓	✗	✓	✗	AA-	6.80%
Credit Union Australia	eSaver	Nil	No min	✓	✗	✓	✓	Not rated	6.15%
dragondirect	DIY Super directsaver	Nil	No min	✓	✗	✓	✗	A+	5.90%
dragondirect	directsaver Account	Nil	No min	✓	✗	✓	✗	A+	6.40%
Easy Street Fin Services	Easy Savings Account	Nil	No min	✗	✗	✓	✗	Not rated	6.20%
Elders ERBonline	ERBonline Savings	Nil	No min	✓	✗	✓	✓	BBB-	6.10%
HSBC	Serious Saver Account	Nil	No min	✓	✗	✗	✗	AA	6.40%
ING Direct	Savings Maximiser	Nil	No min	✓	✗	✓	✗	AA	6.00%
Members Equity Bank	InterestME Savings Ac	Nil	No min	✓	✓	✓	✓	BBB	6.25%
nab	iSaver	Nil	No min	✓	✗	✓	✗	AA	6.10%
RaboPlus	Savings Account	Nil	1.00	✗	✗	✓	✗	AAA	6.60%
SUNCORP	Everyday Options Sub-Ac	Nil	No min	✓	✗	✓	✓	A+	6.15%
SUNCORP - Outside Qld	Everyday Options-Sub-Ac	Nil	No min	✓	✗	✓	✓	A+	6.15%

★★★★★

### "exceptional value"

AMP Banking	eASYSaver Account	Nil	No min	✓	✗	✓	✗	A-	6.05%
Arab Bank Australia	Cash Management Accou	5.00m	1000.00	✗	✓	✓	✓	A-	5.80%
Austral Credit Union	Net Saver S40	Nil	5000.00	✓	✗	✓	✓	Not rated	6.15%
Australian Central CU	e-savings Account	Nil	2000.00	✓	✗	✓	✗	Not rated	6.00%
Australian Defence CU	Star Saver Direct Ac S20	Nil	No min	✓	✗	✓	✓	Not rated	5.90%
Capricornia CU	E \$aver Account S29	5.00m	1.00	✓	✗	✓	✓	Not rated	6.35%
Coastline Credit Union	e-Saver S35	Nil	No min	✓	✗	✓	✓	Not rated	6.00%
Commonwealth Bank	NetBank Saver	Nil	1.00	✓	✗	✓	✗	AA	6.00%
Community CPS Australi	monEsaver Internet Acc	N/A	1000.00	✓	✗	✓	✓	Not rated	6.00%
Dnister Ukrainian Credit	iSaver Account	Nil	No min	✓	✗	✓	✓	Not rated	6.40%
Encompass Credit Union	Emoney Account S30	N/A	No min	✓	✗	✓	✓	Not rated	6.10%
Hume Building Society	iSave	Nil	No min	✓	✗	✓	✓	Not rated	6.10%
Hunter United Credit Un	e-ZYNET Direct	Nil	No min	✓	✗	✓	✗	Not rated	6.00%
Maleny & District Commu	E-Saver Account	Nil	No min	✓	✗	✓	✗	Not rated	6.15%
Maritime Workers CU	Premium Savings Accoun	Nil	No min	✓	✗	✓	✗	Not rated	6.00%
mecu	Cyber Saver	Nil	5000.00	✓	✗	✓	✗	Not rated	6.15%
Members Equity Bank	ME Online Savings Acct	Nil	No min	✓	✗	✗	✗	BBB	6.20%
NSW Teachers CU	Cash Management AC S	Nil	No min	✓	✗	✓	✓	Not rated	6.05%
Police Credit	EasyInvest - At Call S7	Nil	No min	✓	✗	✓	✓	Not rated	6.10%
Qantas Staff CU	Qsaver	Nil	No min	✓	✗	✓	✓	Not rated	6.10%
Qld Police Credit Union	Netlink Direct Ac S20	Nil	No min	✓	✗	✓	✓	Not rated	6.05%

your guide to product excellence

## Section 1. Summary Report - Online Saver

Company	Product	Account Keeping Fees, (\$)	Min opening balance	Phone banking	ATM Facility	Direct Credit	BPay	Institution Standard and Poor Rating	Interest rate, % \$25,000
---------	---------	----------------------------	---------------------	---------------	--------------	---------------	------	--------------------------------------	---------------------------

★★★★

### "exceptional value"

Qld Professional CU	Netsaver Account S50	Nil	No min	✓	✗	✓	✗	Not rated	6.35%
Qld Teachers CU	eSave	Nil	No min	✓	✗	✓	✓	Not rated	6.05%
Railways Credit Union	Express Saver (S50)	Nil	No min	✓	✗	✗	✗	Not rated	6.45%
Select Credit Union	Direct Account 020	N/A	1.00	✓	✗	✓	✗	Not rated	6.25%
StGeorge QLD VIC TAS	Power Saver Account	Nil	1.00	✓	✓	✓	✓	A+	5.70%
United Credit Union	Double Interest Saver Ac	Nil	No min	✓	✓	✓	✓	Not rated	6.30%
Victoria Teachers CU	Online Saver	Nil	No min	✓	✗	✓	✓	Not rated	6.00%
Westpac	Max-i Direct	Nil	1.00	✓	✗	✓	✗	AA	5.85%

★★★

### "strong value"

Alliance One CreditUnion	eSmart Internet Account	Nil	No min	✓	✗	✓	✓	Not rated	6.00%
ANZ Bank	V2 Plus	Nil	5000.00	✓	✓	✓	✓	AA	5.20%
B & E	iCash Management	Nil	1.00	✓	✗	✓	✓	Not rated	5.95%
BankSA	Express Saver Account	N/A	No min	✓	✗	✓	✗	A+	6.05%
Bankstown City CU	Money Max Gold	5.00m	1.00	✓	✗	✓	✓	Not rated	5.80%
BankWest	Gold Cash Management	Nil	5000.00	✓	✓	✓	✓	AA-	5.00%
BankWest	Instant Saver	3.00m	No min	✓	✓	✓	✓	AA-	4.75%
Companion CU	Savings Direct Acc S16	Nil	No min	✓	✗	✓	✓	Not rated	6.05%
Electricity CU	e-Saver	Nil	11.00	✗	✗	✓	✗	Not rated	6.00%
FCCS Credit Union	Online Saver Account S70	N/A	1.00	✗	✗	✗	✗	Not rated	6.15%
Gosford City Cred Union	Cash Management Acc S	Nil	5000.00	✓	✗	✓	✓	Not rated	6.00%
Heritage Building Soc	on-line s@ver	Nil	5000.00	✓	✗	✓	✗	BBB+	6.15%
Holiday Coast CU	i-Saver Account S21	Nil	No min	✓	✗	✓	✗	Not rated	6.00%
Horizon Credit Union	HorizonDirect S10	Nil	No min	✗	✗	✓	✗	Not rated	6.05%
Illawarra CU NSW	iQSaver	Nil	No min	✓	✗	✓	✗	Not rated	5.95%
La Trobe Country Credit	Internet Savings S12	Nil	No min	✓	✗	✓	✗	Not rated	5.85%
Macquarie Credit Union	Money Market Account S1	Nil	500.00	✓	✗	✓	✓	Not rated	6.10%
Maritime Workers CU	Cash Management Ac S5	Nil	No min	✓	✗	✓	✓	Not rated	5.30%
nab	Smart Reward Saver	3.00m	No min	✓	✗	✓	✓	AA	5.51%
Police CU NSW	Online SuperSaver Acc S	Nil	No min	✓	✗	✓	✓	Not rated	5.80%
Savings & Loans CU SA	Clik	Nil	1.00	✓	✗	✓	✓	Not rated	6.20%
St George Bank	Power Saver Account	Nil	1.00	✓	✓	✓	✓	A+	4.75%
Unicom Credit Union	iQSaver	Nil	1.00	✓	✗	✓	✗	Not rated	5.95%

★★

### "average value"

AMP Banking	Cash Management Accou	Nil	1000.00	✓	✓	✓	✓	A-	5.75%
Bendigo Bank	Money Extra CMA	Nil	2000.00	✓	✗	✓	✓	BBB+	4.85%



## Section 1. Summary Report - Online Saver

Company	Product	Account Keeping Fees, (\$)	Min opening balance	Phone banking	ATM Facility	Direct Credit	BPay	Institution Standard and Poor Rating	Interest rate, % \$25,000
---------	---------	----------------------------	---------------------	---------------	--------------	---------------	------	--------------------------------------	---------------------------

### ★★ "average value"

Coastline Credit Union	Bonus Reward Saver S2	5.00m	500.00	✓	✗	✓	✓	Not rated	5.50%
Commonwealth Securities	Direct Invest AC CDIA	Nil	5000.00	✓	✓	✓	✓	AA	4.30%
Defence Force CU	I-Saver Account	Nil	No min	✓	✗	✓	✓	Not rated	5.75%
Home Building Society	Web Saver Account	Nil	No min	✓	✗	✓	✓	BBB	5.35%
Home Building Society	Home Cash Maximiser	Nil	No min	✓	✓	✓	✓	BBB	5.00%
HSBC	On-line Savings Account	Nil	2000.00	✓	✓	✓	✓	AA	5.00%
IMB Limited	Reward Saver	Nil	1.00	✓	✓	✓	✓	BBB	5.10%
Industries Mutual CU	E-Savings	Nil	No min	✓	✗	✓	✓	Not rated	5.85%
Nurses First	Achiever Account	Nil	No min	✓	✗	✓	✓	Not rated	5.50%
Police & Nurses Credit	Achiever Account S7	Nil	No min	✓	✗	✓	✓	Not rated	5.50%
SGE Credit Union	Inetsaver	Nil	No min	✓	✗	✗	✗	Not rated	5.75%
Victoria Teachers CU	Home Bonus Saver Acc S	Nil	No min	✓	✗	✓	✓	Not rated	5.10%

### ★ "satisfactory value"

Adelaide Bank	Cash Management Plus	6.00m	5000.00	✓	✓	✓	✓	BBB+	4.90%
ANZ Bank	Progress Saver	Nil	10.00	✓	✓	✓	✓	AA	4.26%
Bananacoast Community	55 Plus Account S49	6.00m	5000.00	✓	✓	✓	✓	Not rated	5.10%
Bank of Queensland	Bonus Interest Saver Ac	Nil	1.00	✓	✓	✓	✓	BBB+	4.40%
BankSA	Power Saver Account	Nil	No min	✓	✓	✓	✓	A+	4.75%
Credit Union Australia	Cash Management Ac	Nil	No min	✓	✓	✓	✓	Not rated	4.25%
Elders Rural Bank	Gold Cash Management	5.00m	5000.00	✓	✓	✓	✓	BBB-	4.50%
FCCS Credit Union	Access Saver Account S6	Nil	1.00	✓	✗	✓	✗	Not rated	5.00%
Hunter United Credit Un	Cash Management Accou	5.00m	5000.00	✓	✓	✓	✓	Not rated	4.80%
mecu	CMA - High Yield Account	Nil	5000.00	✓	✗	✓	✗	Not rated	5.60%
Newcastle Permanent	Rapid Saver	Nil	1.00	✓	✗	✓	✓	BBB+	5.00%
Police Credit	14 Day Notice S14	Nil	5000.00	✓	✗	✗	✗	Not rated	5.25%
Police CU NSW	Market Linked AC S15	Nil	5000.00	✓	✗	✓	✓	Not rated	5.25%
Police CU SA	iSavings	Nil	No min	✓	✗	✓	✓	Not rated	5.00%
Power Credit Union	Accelerator Online Acct	6.00m	No min	✓	✗	✓	✓	Not rated	5.65%
Qantas Staff CU	At Call Deposits	Nil	No min	✓	✓	✓	✓	Not rated	4.90%
Warwick Credit Union	Cash Manager Online	Nil	No min	✓	✗	✓	✓	Not rated	5.25%

### ✧ "rising star"

BankWest	Regular Saver	Nil	No min	✓	✗	✓	✓	AA-	8.00%
Dnister Ukrainian Credit	Bonus Saver	Nil	No min	✓	✗	✓	✓	Not rated	6.00%
Gateway Credit Union	eMax Saver	Nil	No min	✓	✓	✓	✓	Not rated	6.10%
Greater Building Society	Bonus Saver Account	Nil	No min	✓	✗	✓	✗	BBB+	6.00%



## Section 1. Summary Report - Online Saver

Company	Product	Account Keeping Fees, (\$)	Min opening balance	Phone banking	ATM Facility	Direct Credit	BPay	Institution Standard and Poor Rating	Interest rate, % \$25,000
<b>"rising star"</b>									
Powerstate Credit Union	i-Plus S8	Nil	No min	✗	✗	✓	✗	Not rated	6.25%
Satisfac Credit Union	Maxinet Savings S11	Nil	No min	✓	✗	✓	✗	Not rated	6.15%
Westpac	Reward Saver	Nil	No min	✓	✓	✓	✓	AA	6.30%
Westpac	eSaver	Nil	No min	✓	✗	✗	✓	AA	6.00%

SUPERCEDED

## Section 1. Summary Report - Junior Saver

Company	Product	Account Keeping Fees, (\$)	Free Transaction	Own ATM withdrawal fee, (\$)	Min opening deposit, (\$)	Branch withdrawal fee, (\$)	SP	Interest rate	
								\$500	\$5,000

★★★★★

### "superior value"

ANZ Bank	Progress Saver for Kids	Nil	✓	Nil	10.00	Nil	AA	4.26%	4.26%
BankWest	Children's Savings Acct	Nil	✓	N/A	No min	Nil	AA-	3.00%	4.00%
BankWest	Kids' Bonus Saver	Nil	✓	N/A	No min	Nil	AA-	10.01%	0.00%
Commonwealth Bank	Youthsaver Account	Nil	✓	Nil	No min	Nil	AA	3.01%	3.01%
Gateway Credit Union	Dollaroo Jnr Savr<=6wds	Nil	✓	N/A	No min	Nil	Not rated	4.40%	4.40%
mecu	mysaver	Nil	✓	1.50	No min	2.50	Not rated	5.50%	5.50%
nab	Smart Junior Saver	Nil	✓	N/A	No min	Nil	AA	5.25%	5.25%
New England CU NSW	Youth Account	Nil	✓	1.00	No min	2.00	Not rated	4.00%	4.00%
Victoria Teachers CU	First Saver	Nil	✓	Nil	1.00	Nil	Not rated	4.60%	6.00%

★★★★

### "exceptional value"

Alliance One CreditUnion	Young Achiever Account	Nil	✓	N/A	No min	Nil	Not rated	4.00%	4.00%
First Pacific CU	Super Savers S9	Nil	✓	N/A	No min	Nil	Not rated	3.50%	3.50%
Gateway Credit Union	Dollaroo Jnr Svr7-12wds	Nil	✓	N/A	No min	Nil	Not rated	3.40%	3.40%
IMB Limited	Balance+ Account	Nil	✓	Nil	1.00	Nil	BBB	3.10%	3.25%
islandstate CU	firststart saver	Nil	✓	Nil	No min	3.00	Not rated	3.50%	3.50%
Orange Credit Union	Super Saver S50	Nil	✓	N/A	No min	1.00	Not rated	4.00%	4.00%

★★★

### "strong value"

Australian Central CU	Future Saver Account	Nil	✓	N/A	No min	2.50	Not rated	3.05%	3.10%
Community CPS Australi	Bonus Saver Acct (Youth)	Nil	✓	1.00	No min	2.50	Not rated	3.15%	3.65%
Fire Services CU	Sunny Squirrel Sav S11	Nil	✓	N/A	No min	Nil	Not rated	2.20%	2.20%
IMB Limited	Zoo Account	Nil	✓	N/A	1.00	Nil	BBB	3.10%	3.25%
La Trobe Country Credit	Young Savers Account	Nil	✓	N/A	No min	1.75	Not rated	2.50%	2.50%
Maitland Mutual BS	Young Endeavour S12	Nil	✓	N/A	No min	Nil	Not Rated	3.25%	3.25%
Maroondah Credit Union	Super Savers Club S10	Nil	✓	N/A	No min	Nil	Not rated	2.95%	2.95%
Police Credit	Little Coppers Club S3	Nil	✓	N/A	No min	Nil	Not rated	2.50%	2.50%
Qld Police Credit Union	Junior Savers	Nil	✓	Nil	No min	Nil	Not rated	2.00%	2.00%
Savings & Loans CU SA	Treasure Chest	Nil	✓	N/A	No min	Nil	Not rated	3.10%	3.25%

★★

### "average value"

Austral Credit Union	Super Saver/B.U. S15/S1	Nil	✓	Nil	No min	3.00	Not rated	1.50%	1.50%
BankWest	Teen Scheme	Nil	✓	0.65	No min	5.00	AA-	0.30%	0.35%
Bendigo Bank	Piggy Bank Account	Nil	✓	N/A	1.00	Nil	BBB+	1.25%	1.25%
Gateway Credit Union	Dollaroo Jnr Svrs13+wds	Nil	✓	N/A	No min	Nil	Not rated	1.85%	2.25%
Hume Building Society	Clancy Koala Club S2	Nil	✓	N/A	1.00	Nil	Not rated	1.50%	1.50%
TAFE & Community CU	Total Freedom Account	Nil	✓	Nil	No min	Nil	Not rated	2.00%	2.00%
TAFE & Community CU	Super Saver Account	Nil	✓	N/A	No min	Nil	Not rated	2.00%	2.00%

**your guide to product excellence**

## Section 1. Summary Report - Junior Saver

Company	Product	Account Keeping Fees, (\$)	Free Transaction	Own ATM withdrawal fee, (\$)	Min opening deposit, (\$)	Branch withdrawal fee, (\$)	SP	Interest rate	
								\$500	\$5,000



### "satisfactory value"

Australian Defence CU	Children's Savings Acc	Nil	✓	Nil	No min	Nil	Not rated	0.10%	0.10%
Community CPS Australi	BU Savings Account	Nil	✓	1.00	No min	2.50	Not rated	2.00%	2.00%
Community CPS Australi	Junior Savers Club S12	Nil	✓	1.00	No min	2.50	Not rated	2.00%	2.00%
Community First CU	Pocket Power	Nil	✓	N/A	No min	Nil	Not rated	0.50%	2.00%
Community First CU	Powerup Account	Nil	✓	Nil	No min	Nil	Not rated	0.10%	0.75%
Electricity CU	Just for Kids S8	Nil	✓	Nil	11.00	Nil	Not rated	1.00%	1.00%
Ericsson Employee Co O	Young Achievers S11	N/A	✓	N/A	No min	Nil	Not rated	1.50%	2.75%
FCCS Credit Union	Junior Saver AC S50	Nil	✓	N/A	1.00	Nil	Not rated	1.00%	1.00%
Greater Building Society	Little Bucks	Nil	✓	0.50	1.00	1.00	BBB+	0.50%	1.00%
Heritage Isle CU	Junior Savers S2	Nil	✓	N/A	No min	Nil	Not rated	0.50%	0.50%
Horizon Credit Union	Teen Saver S18	Nil	✓	1.50	No min	1.50	Not rated	0.50%	0.50%
Illawarra CU NSW	JuniorSaver	Nil	✓	N/A	1.00	Nil	Not rated	0.25%	3.00%
NSW Teachers CU	Under 18 Account S99	Nil	✓	Nil	No min	Nil	Not rated	1.00%	1.00%
Orana Credit Union	Super Saver Bug Account	Nil	✓	N/A	No min	2.50	Not rated	1.00%	1.00%
Unicom Credit Union	JuniorSaver	Nil	✓	N/A	1.00	Nil	Not rated	0.25%	3.00%
University Credit Soc	Super Savers S7	Nil	✓	N/A	No min	5.00	Not rated	1.00%	3.00%
Victoria Teachers CU	First Access	Nil	✓	Nil	1.00	Nil	Not rated	0.75%	0.75%



### "rising star"

SUNCORP	Everyday Saver-Under 18	Nil	✓	Nil	No min	2.50	A+	3.01%	3.01%
---------	-------------------------	-----	---	-----	--------	------	----	-------	-------

## What are the CANNEX deposit account star ratings?

CANNEX *deposit account star ratings* is a sophisticated rating methodology, unique to CANNEX, that compares the dominant deposit products in Australia. The results are presented in a simple, user-friendly format.

CANNEX's rating methodology is transparent and extensive. The methodology compares all types of deposit accounts for an array of characteristics such as:

- Interest Rates
- Fees
- Free transactions
- Accessibility
- Rebates
- Features

The results are reflected in a consumer-friendly 5-star concept. The *star ratings* from the **CANNEX deposit account star ratings** are described as follows:

- ★★★★★ Superior Product
- ★★★★ Exceptional Product
- ★★★ Strong Product
- ★★ Average Product
- ★ Satisfactory Product
- ☆ Rising Star

Only the top 75% of the deposit accounts examined actually receive a star rating between 1 and 5. Rising Stars are those products that would be rated 3-star or higher but have not been in the market for over six months. Rising Star products will be formally rated in the next rating period once more historical data is available.

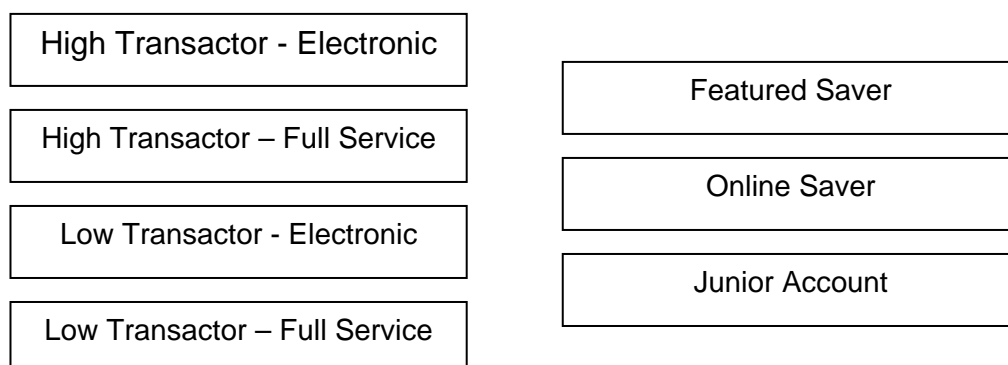
### What types of products are evaluated by CANNEX deposit account star ratings?

The following account types are assessed in the ratings:

- Personal transaction accounts
- Savings and investment accounts
- High yield accounts
- Childrens' accounts

### How are the CANNEX deposit account star ratings structured?

CANNEX recognises that deposit account users have different needs in terms of saving and transacting. Hence the CANNEX *deposit account star ratings* methodology has been designed to reflect a range of transacting and savings styles. Specifically the ratings consist of the following sub-sections:



The star ratings methodology differs for each customer segment in terms of the relative importance placed on the fees and features of the products assessed.

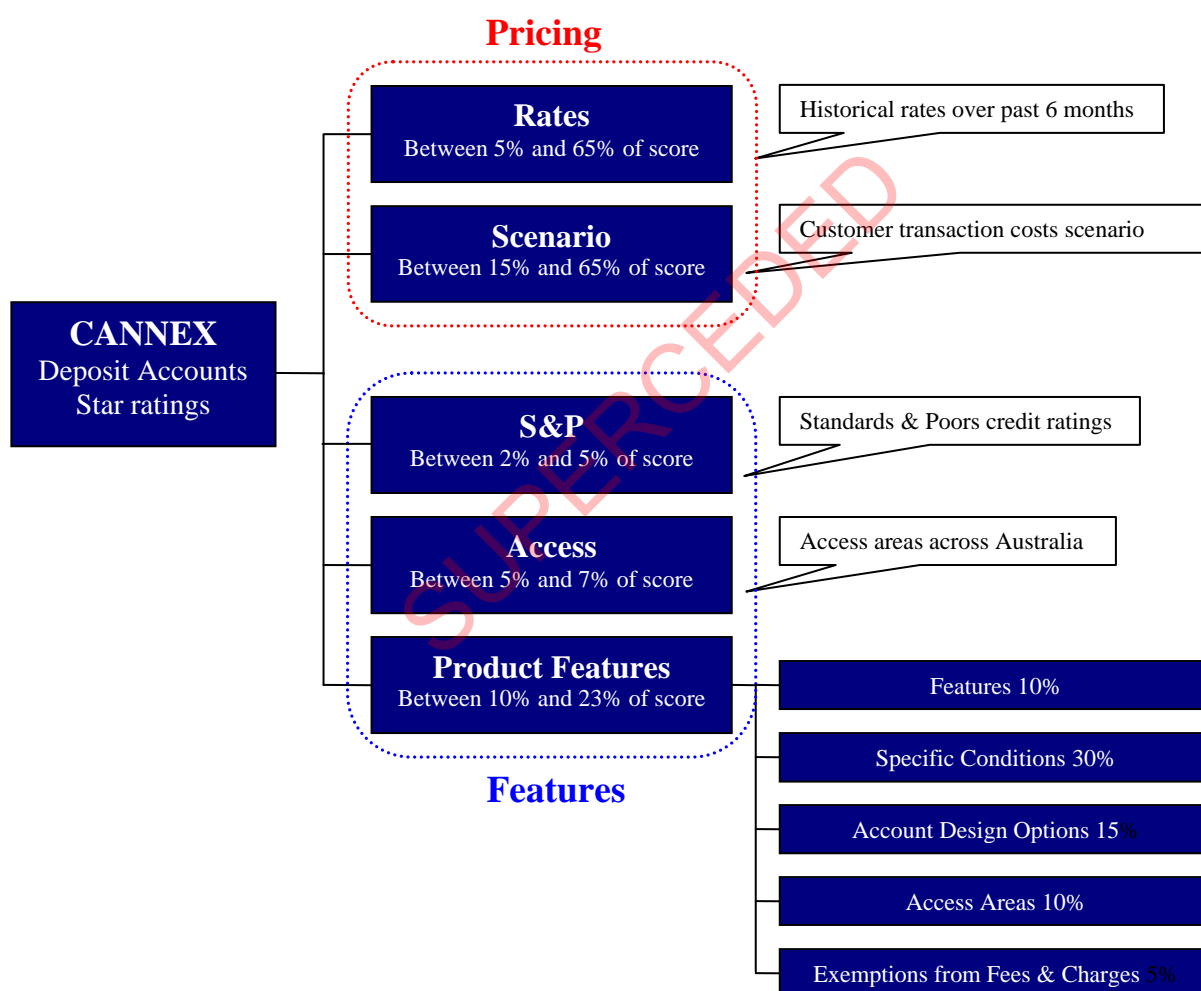
## How does it work?

### How are the 'stars' calculated?

Each deposit account reviewed for the **CANNEX deposit account star ratings** is awarded points for its comparative Pricing and for the array of positive Features attached to the account. These features include accessibility, conditions attached to interest payments and S&P rating of the institution offering the product. Points are aggregated to achieve a Pricing score (P) and the Features score (F)

To arrive at the total score CANNEX applies a weight (w) against the P and F. This weight will vary for each customer profile and will reflect the relative importance of either costs or features in determining the best deposit account. This method can be summarised as:

$$\text{TOTAL SCORE ( T )} = \text{PRICING ( P )} + \text{FEATURES SCORE ( F )}$$



## CANNEX star ratings methodology

CANNEX accounts for both current and historical interest rates in the calculation of the PRICING (P) component of each product's overall score. Current fees are also used in the calculation of P. P comprises of:

- 1) **Current pricing** – applying current fees to scenarios for each of the various transacting and saving profiles
- 2) **Historical Performance** – compares the products' interest rate histories over the past 6 months. Interest rate tiers are taken into account.

The scenario analysis is conducted using CANNEX' unique transaction calculator, which incorporates essential transaction fees and charges, rebates and free transactions. The calculator interlinks the transaction behaviour of 500 hypothetical depositors with the pricing structure of the deposit accounts. The products with the lowest cost receive the highest score in the scenario analysis.

The following table describes the number of transactions and channels used in the scenarios.

CANNEX deposit account star ratings <sup>TM</sup> scenario description					
	Full Service – High/(Low) Transactor	Electronic – High/(Low) Transactor	Featured Savings	Online saver	Junior saver
Average no. of transactions	35/(10)	35/(10)	10	5	5
ATM withdrawal own network	10%	25%	N/A	N/A	N/A
ATM withdrawal other network	5%	10%	N/A	N/A	N/A
Branch cash withdrawal	15%	N/A	30%	N/A	100%
Cheque deposit	10%	N/A	N/A	N/A	N/A
Chq withdrawal	20%	N/A	N/A	N/A	N/A
Direct Credit	N/A	N/A	N/A	N/A	N/A
Direct Debit	5%	10%	20%	N/A	N/A
EFTPOS transaction	30%	40%	N/A	N/A	N/A
Internet transaction	N/A	10%	30%	100%	N/A
Phone transaction - VRS	N/A	N/A	20%	N/A	N/A
Telephone BPAY	5%	5%	N/A	N/A	N/A

CANNEX' methodology accounts for the tiered interest rate structure of deposit accounts. The tiers for historical rate calculations were applied in the following manner:

CANNEX deposit account star ratings <sup>TM</sup> interest rate tiers			
	Tier 1, \$	Tier 2, \$	Tier 3, \$
Full Service – High/Low Transactor	1,000	2,000	5,000
Electronic – High/Low Transactor	1,000	2,000	5,000
Featured Savings	25,000	50,000	100,000
Online Saver	5,000	10,000	25,000
Junior Saver	500	1,000	2,000

## Features (F)

FEATURES (F) consist of the following sections:

- 1) **Accessibility** – takes into account the geographical presence of the institution
- 2) **Product features** – takes into account over 100 product features with weights given to each relevant area

Category Description	Weights
Features	40
Specific Conditions	30
Account Design Options	15
Access Areas	10
Exemptions From Fees & Charges	5
Fees & Charges	0
Free Transaction Number BreakUp	0
Rebate Conditions	0
Star Ratings	0
Total	100

- 3) **S & P rating** – takes into account S&P rating of the institution offering the product

The accessibility score is designed to reflect the number of ATMs, branches and geographical coverage. Generally the larger institutions, such as major banks will get a higher score.

Each of the product features is allocated points that are awarded for positive deposit account traits such as no fees or greater flexibility. As features are relatively static, they are not measured over time.

Credit ratings of the institution may play a relatively important role especially for larger depositors. The S&P rating is an independent assessment of the institution's credit rating. For further information on these ratings visit <http://www.standardandpoors.com.au>

## Weightings

The factors described above are weighted differently for each customer profile. This is done in recognition of the relative importance of the different product components to each type of customer. The process considers each profile separately and assigns weights representative of that account type (see table below).

## Total Score

The Pricing (P) plus Features (F) point scores are indexed and then totalled to provide the Total Index Points. Stars are awarded according to the Total Index Points.



CANNEX deposit account star ratings <sup>TM</sup> WEIGHTINGS						
	PRICING (P) *		FEATURES (F) **			TOTAL (P+F)
	Rates	Scenarios	S&P	Product features	Access	
Full Service – High/Low Transactor	5%	63%	2%	23%	7%	100%
Electronic – High/Low Transactor	5%	63%	2%	23%	7%	100%
Featured Savings	65%	15%	5%	10%	5%	100%
Online saver	65%	15%	5%	10%	5%	100%
Junior saver	65%	15%	5%	10%	5%	100%
* Cost calculations consider current fees and historical interest rates associated with the accounts						
** Features calculations consider features/parameters, flexibility, terms and conditions						

## How are the stars awarded?

The total score received for each profile ranks the products. The stars are then awarded based on the distribution of the scores according to the following guidelines. As you can see, only the accounts that obtain a score in the top 5% of the of the score distribution receive a 5 star rating and only the top 75% of the score range receive a star rating



## Is the analysis independent?

CANNEX is independently owned and operated. We maintain data and prepare research on financial products. Neither CANNEX nor its employees receives any commission, advertising funds nor has any interest in the sale of financial products.

This independence differentiates CANNEX from others.

## How many products and financial institutions are analysed?

In order to calculate the ratings, CANNEX analyses over 800 deposit account products from over 130 financial institutions in Australia.

## How often are CANNEX deposit account star ratings re-rated?

Products are officially re-rated every six months. The results are published in a variety of mediums (newspapers, magazines, television, websites etc)

### Does CANEX rate other product areas?

**YES.** CANEX also rates credit cards, rewards programs, mortgages, low-doc home loans, personal loans, margin lending and business banking products. These star ratings use similar methodologies to the *deposit account star ratings*. This guarantees the quality and transparency of these other star ratings. The use of similar star ratings logos also builds consumer recognition of quality products across product categories. Please access the CANEX website (<http://www.cannex.com.au/starrate.html>) if you would like to download the latest CANEX star ratings reports for the products of interest.

