



DEPOSIT ACCOUNT STAR RATINGS

Report No. 7

February 2008

IN THIS REPORT WE EXPLORE ...

- ★ 369 deposit accounts
- ★ Closing the gap: RBA rates vs advertised rates
- ★ Which deposit account is best: cash account comparisons

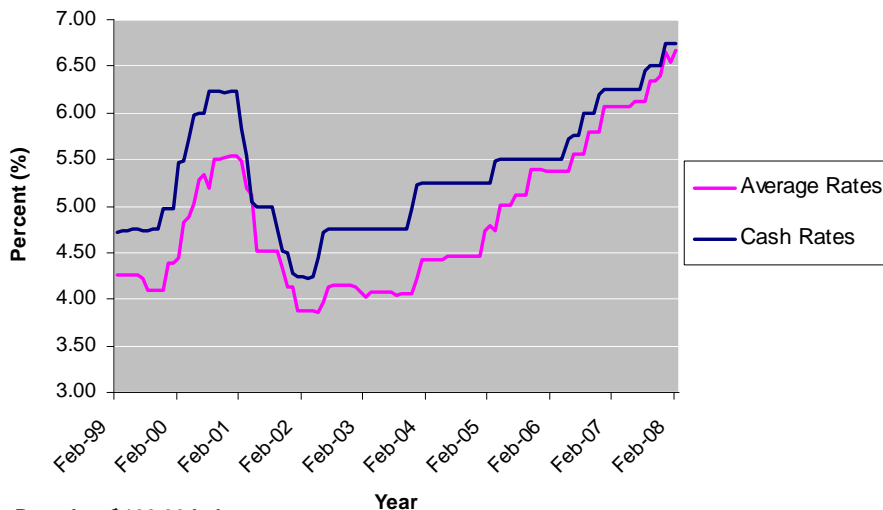


CERTAINTY IN AN UNCERTAIN TIME

The continuing effects of the global credit crunch, the possibility of a US economic slowdown and the high volatility currently playing out in the share market has resulted in a wave of financial uncertainty washing over much of the nation. However, death and taxes now seem to have been joined by interest rate rises as the only certainties in this uncertain world. With unemployment at a 33-year low and inflation rates at record highs, the Reserve Bank of Australia (RBA) is bound to try and slow spending by decreeing further cash rate rises in the near future. These cash rate rises may spell bad news for many home loan borrowers, but depositors are rubbing their hands in glee at the prospect of earning more money on their savings.

A bank has two major sources of funding; one coming from the wholesale market and the other coming from the retail market. Currently, the credit crunch has put upward pressure on the cost of borrowing in wholesale markets for banks. So banks are turning more and more to the mum and dad depositors, also known as the retail market, to boost their deposit base. This helps banks reduce their dependence on sourcing their funds from the more expensive wholesale market. It also explains why many deposit-taking institutions are marketing heavily to lure more customers.

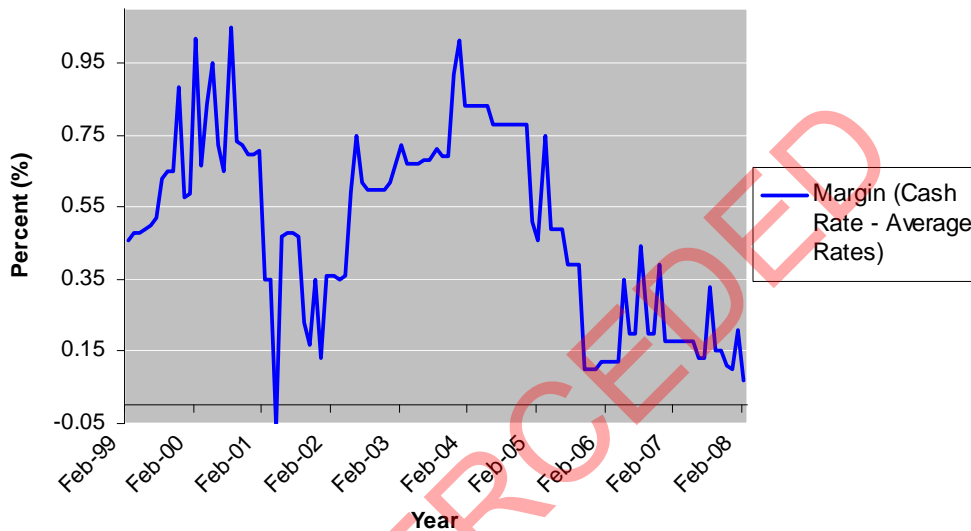
Comparison of Major 5 Banks Highest Deposit Rates vs. RBA Cash Rates



Based on \$100,00 balance

The chart above depicts RBA cash rates and Australia’s major 5 banks’ highest average deposit rates over the last 10 years. Ever since the cash rate started to increase back in 2002, the margin between the deposit rates and cash rates has narrowed significantly. The introduction of online savings accounts and intense competition within this sphere saw the major 5 banks offering higher deposit rates closer to the cash rates in the last few years. The entrance of virtual international banks further added to the fierce competition faced within the online savings accounts market.

Difference between Major 5 Banks Highest Deposit Rates vs. RBA Cash Rates (Cash Rate - Average Rates)

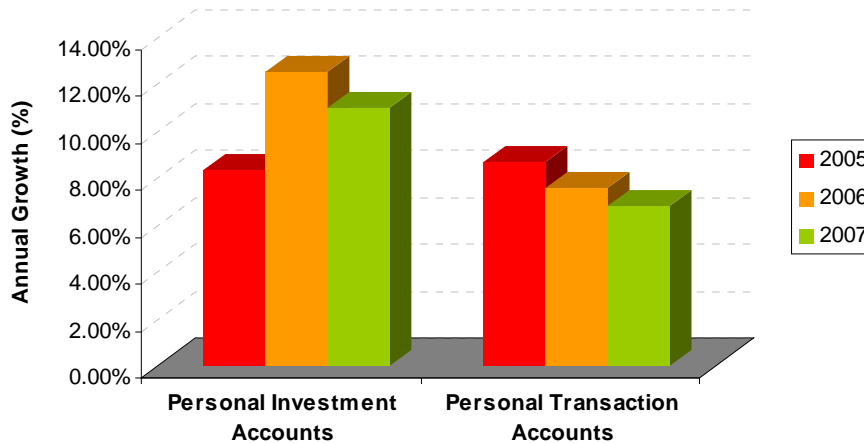


Since the year 2000, the average interest rates offered to deposit account customers by the major 5 banks has fluctuated wildly from just on 1% below the official cash rate to close to the cash rate. The chart above tracks the average differences over the past few years to the current time where the interest rate difference is only a fraction less than the cash rate.

GROWTH PATTERNS

Personal transaction accounts for the past 3 years ending December 2007 have experienced a continuous decline among the top 12 banks in Australia. As for personal investment accounts that encompass the majority of savings accounts, these products have shot ahead to record growth rates of double figures in the last 2 years. The mixed signal sent out by the personal investment accounts market demonstrates the dual effect of high interest rates attracting more customers while the inflationary pressure faced by higher mortgage rates, higher food and oil prices are putting downward pressure on Australians’ savings rate. It can also mean that these days, consumers are more savvy in keeping their transaction account balances to a minimum while having a majority of their money in savings accounts.

Annual Growth of Savings and Transaction Accounts



NOT ALL DEPOSIT ACCOUNTS ARE CREATED EQUAL

Many consumers who want to put their money in a savings account often do not know what suits them best. It's not surprising, given that we evaluate no less than 83 online savings accounts, 170 personal transaction accounts and 116 cash management accounts.

The differences between online savings accounts, cash management or transaction accounts and term deposits are all distinctly defined but before choosing the right type of deposit account, the consumer should first determine what features are important and likely to be used. Is the consumer happy socking away savings in an online account and not touching these funds very often? Is money going in and money going out constantly a more likely scenario? Or is money to be minded safely in a term deposit until the share market settles down? The table below outlines the relative advantages and disadvantages of each type of cash management account in helping the budding saver to choose what's right.

Online Savings Account

Pros	Cons
<ul style="list-style-type: none"> Highest interest rates with some beating the cash rate of 7% 	<ul style="list-style-type: none"> Most are required to be linked to a transaction account
<ul style="list-style-type: none"> Seldom require large minimum balances 	<ul style="list-style-type: none"> Cannot directly access money externally (only through the transaction account)
<ul style="list-style-type: none"> Most do not charge an account keeping fee 	<ul style="list-style-type: none"> Some interest rates may take the form of bonus rates or introductory rates
<ul style="list-style-type: none"> Seldom are there conditions attached to the eligibility to earn high interest rates 	<ul style="list-style-type: none"> Most do not offer transaction facilities

Cash Management Account

Pros	Cons
<ul style="list-style-type: none"> High interest rates on high balances 	<ul style="list-style-type: none"> High interest rates only payable on high balances (low balances only earn low interest rates)
<ul style="list-style-type: none"> Transaction facilities attached (e.g. ATM facilities and branch access) 	<ul style="list-style-type: none"> Most have a large minimum opening and ongoing deposit
	<ul style="list-style-type: none"> Many charge an account keeping fee

Term Deposits

Pros	Cons
<ul style="list-style-type: none"> High fixed interest rates 	<ul style="list-style-type: none"> Interest rates are fixed for the term. No opportunity to earn potentially higher interest rates.
<ul style="list-style-type: none"> Special promotions may attract exceptionally high interest rates 	<ul style="list-style-type: none"> Fixed terms. Early withdrawal may cause interests earned to be reduced significantly
<ul style="list-style-type: none"> Instills the discipline of not withdrawing the money during the term of the deposit 	

UNIQUE CONDITIONS

Higher interest rates offered on deposit accounts are now often accompanied by conditions which can seriously impact on your ability to make the most of those high rates. These conditions can be a trap for the unwary so it pays to be familiar with the terms and conditions of each product. The most common form of condition wrapped into interest rates is the bonus rate. Bonus rates are interest rates that are only payable provided certain conditions are met. These conditions may include a customer not being allowed to withdraw for the month or the requirement to deposit a certain minimum amount per month in order to earn the advertised bonus rates.

Other common types of rates being offered by many online savings accounts are introductory rates. These rates are higher and normally valid for a limited period of time; say one year, for new customers. After the introductory period expires, the interest rate generally reverts back to a lower interest rate. When weighing up the long-term suitability of this type of product to your needs, it is wise to take into account the interest rate this account will pay after the introductory period ends.

INNOVATIVE PRODUCTS

In 2007, a number of highly innovative products were introduced to capture certain segments of the Australian depositors' market. CANNEX found three products worth highlighting in this report. First off, NAB's Gold Banking allows the depositor to enjoy unlimited access to all NAB's transaction facilities, all non-NAB ATMs in Australia and most overseas ATMs fee-free. It also waives its monthly keeping fee of \$12 if the accumulated deposits a month total at least \$5000.

Suncorp's eOptions combines the benefits of both an internet savings account and term deposit. It allows the depositor to slice their savings up into different portions earning both variable rates and fixed rates of nominated terms. Lastly, BankWest's Hero Transaction Account attracts no account keeping fee if a minimum of \$2,000 is deposited a month and it allows the depositor to earn an interest of 5% per year on all balances up to \$5000.

ONLINE SECURITY RAMPS UP

With more and more consumers banking online these days, fears over security are gradually diminishing in favour of banking convenience. Financial institutions are constantly improving their security processes and we are seeing more institutions offering better online security features with their online accounts. Secondary online authentications are now in use and the most common type includes the provision of password generation devices, SMS notifications or secondary passwords. The most obvious benefit of secondary authentication is that some savings accounts allow depositors to transfer much larger amounts of money online if this is accompanied by the execution of a secondary authentication by the depositor. This can also be a double-edged sword, as some consumers feel additional security is welcome while others believe it is just an additional nuisance. Nonetheless, we live in a world of passwords, pin numbers, remote controls and recognition devices of all sorts to help us lock and unlock everything from the garage door to financial details. Security measures to combat potential online fraud and keep our money safe have got to be worth every cent.

SUPERCEDED

DISCLAIMER

To the extent that any CANNEX data, ratings or commentary constitutes general advice, this advice has been prepared by CANNEX (Aust) Pty Ltd ABN 21 053 646 165 AFSL 312804 and does not take into account your individual investment objectives, financial circumstances or needs. Information provided does not constitute financial, taxation or other professional advice and should not be relied upon as such. CANNEX recommends that, before you make any financial decision, you seek professional advice from a suitably qualified adviser. A Product Disclosure Statement relating to the product should also be obtained and considered before making any decision about whether to acquire the product. CANNEX acknowledges that past performance is not a reliable indicator of future performance.

Please refer to CANNEX's FSG for more information at www.cannex.com.au.

deposit account star ratings



Section 1. Summary Report - Low Transactor - Electronic

Company	Product	Account Keeping Fees, (\$)	Free Transaction	Rebate on fees	Own ATM withdrawal fee, (\$)	Eftpos fee, (\$)	Branch withdrawal fee, (\$)	International ATM	Interest rate, % \$1,000
★★★★★ "superior value"									
ANZ Bank	Premium Cash Magmnt A	Nil	✓	✗	0.50	0.50	2.50	✓	0.00%
ANZ Bank	Progress Saver	Nil	✓	✗	0.50	0.50	2.50	✓	4.76%
BankWest	Instant Saver	3.00m	✓	✗	Nil	0.65	5.00	✗	4.75%
Bendigo Bank	Networth Cash Managem	Nil	✗	✓	0.70	0.70	1.75	✓	0.25%
Bendigo Bank	Ultimate Account	Nil	✗	✓	0.70	0.70	1.75	✓	0.05%
Commonwealth Bank	Streamline Unlimited	6.00m	✗	✗	Nil	Nil	Nil	✓	0.01%
Commonwealth Bank	Streamline e-Access	4.00m	✗	✗	Nil	Nil	2.00	✓	0.01%
Commonwealth Bank	AwardSaver Account	Nil	✓	✗	0.50	0.50	2.00	✓	3.01%
Commonwealth Securitie	Direct Invest AC CDIA	Nil	✓	✗	Nil	0.30	Nil	✓	0.00%
Community CPS Australi	Alliance Account	Nil	✗	✓	1.00	0.60	2.50	✓	0.15%
Credit Union Australia	Freedom Plus	Nil	✓	✗	1.50	0.60	2.00	✓	1.25%
Heritage Building Soc	Money Manager Account	Nil	✓	✓	0.55	0.50	1.25	✓	0.25%
HSBC	On-line Savings Account	Nil	✓	✗	Nil	Nil	5.00	✓	0.50%
nab	Classic Banking	5.00m	✗	✗	Nil	Nil	Nil	✓	0.01%
nab	eBanking	4.00m	✗	✗	Nil	Nil	3.00	✓	0.01%
Police CU SA	Cash Management Accou	Nil	✓	✓	0.70	0.75	0.75	✓	0.00%
Qantas Staff CU	At Call Deposits	Nil	✓	✗	2.00	Nil	2.00	✓	0.50%
SUNCORP	Everyday Options	5.00m	✗	✗	Nil	Nil	Nil	✓	0.01%
SUNCORP	Everyday Saver-Basic Opt	Nil	✗	✗	Nil	Nil	2.50	✓	3.01%
SUNCORP	Everyday Saver	3.00m	✗	✗	Nil	Nil	2.50	✓	3.01%
★★★★★ "excellent value"									
ANZ Bank	V2 Plus	Nil	✓	✗	0.50	0.50	2.50	✓	0.00%
ANZ Bank	Access Advantage	5.00m	✗	✗	Nil	Nil	Nil	✓	0.00%
Australian Defence CU	Access Savings S1	Nil	✗	✓	Nil	0.65	Nil	✓	0.10%
B & E	Extra Saver S12	Nil	✓	✗	Nil	0.60	2.50	✓	0.10%
B & E	Pension Saver S8	Nil	✓	✗	Nil	0.60	2.50	✓	0.10%
Bank of Queensland	Reverse Charges Account	4.00m	✗	✗	Nil	Nil	Nil	✗	0.01%
Bank of Queensland	Ultimate Sav Ac-Daily	5.00m	✓	✗	0.65	0.65	2.00	✗	0.01%
BankWest	Lite Transaction Account	5.00m	✗	✗	Nil	Nil	Nil	✓	0.01%
BankWest	Lite Trans - Direct Opt	2.99m	✗	✗	Nil	Nil	3.00	✓	0.01%
Citibank	Cash Management Accou	5.00m	✓	✗	2.00	Nil	2.00	✓	0.10%
Commonwealth Bank	Cash Investment Account	5.00m	✓	✗	0.50	0.50	2.00	✓	0.01%
Community CPS Australi	Access Savings AccountS	Nil	✗	✓	1.00	0.60	2.50	✓	0.15%
Community CPS Australi	Bonus Saver Account	Nil	✗	✓	1.00	0.60	2.50	✓	3.15%

deposit account star ratings



Section 1. Summary Report - Low Transactor - Electronic

Company	Product	Account Keeping Fees, (\$)	Free Transaction	Rebate on fees	Own ATM withdrawal fee, (\$)	Eftpos fee, (\$)	Branch withdrawal fee, (\$)	International ATM	Interest rate, % \$1,000
---------	---------	----------------------------	------------------	----------------	------------------------------	------------------	-----------------------------	-------------------	--------------------------

★★★★

"excellent value"

Credit Union Australia	Cash Management Ac	Nil	✓	✗	1.50	0.60	2.00	✓	0.00%
Credit Union Australia	Prime Access	Nil	✓	✗	1.00	0.60	2.00	✓	0.10%
Credit Union Australia	Platinum Plus	Nil	✓	✗	1.50	0.60	2.00	✓	1.75%
Defence Force CU	National Access Account	Nil	✓	✗	1.50	0.50	Nil	✓	0.10%
Elders Rural Bank	Everyday Acct-All Access	7.00m	✗	✗	Nil	Nil	N/A	✓	0.05%
Elders Rural Bank	Everyday Ac-Electronic	5.00m	✗	✗	Nil	Nil	N/A	✓	0.05%
Greater Building Society	Access Account	Nil	✗	✓	0.50	0.40	1.00	✓	0.25%
Heritage Building Soc	Professional Investor	Nil	✓	✓	0.55	0.50	1.25	✓	0.00%
Heritage Building Soc	Simply Access Special S1	Nil	✓	✗	Nil	1.00	Nil	✓	0.10%
Home Building Society	Twenty-four-seven Plus	Nil	✓	✗	Nil	1.00	Nil	✓	0.05%
HSBC	Savings Cheque Account	7.50m	✓	✗	2.00	2.00	3.00	✓	0.50%
Intech Credit Union	Access Saving Account S	Nil	✗	✓	Nil	0.60	1.50	✓	0.10%
nab	Concession Card Account	Nil	✗	✗	Nil	Nil	Nil	✓	0.00%
nab	Community Fee Saver Ac	Nil	✗	✗	Nil	Nil	Nil	✓	0.00%
Newcastle Permanent	Club Account	Nil	✓	✗	0.50	0.40	1.50	✓	0.00%
Police Credit	Multipack - At Call S1	Nil	✗	✗	Nil	Nil	Nil	✓	0.10%
Police CU NSW	Easy Access S1	Nil	✓	✗	Nil	0.55	2.00	✓	0.25%
Police CU SA	Redi Access Account S1	Nil	✓	✓	0.70	0.75	0.75	✓	0.05%
Powerstate Credit Union	Cash Management S1	Nil	✗	✓	1.00	1.00	1.00	✓	0.95%
RTA Staff CU	Multi-Access Account S4	Nil	✓	✗	1.50	1.50	1.50	✓	0.05%
Satisfac Credit Union	Student Teachers Sav S1	Nil	✓	✗	Nil	0.75	Nil	✓	3.50%
SERVICE ONE Members	Day to Day Account	4.00m	✓	✗	1.00	1.00	1.00	✓	0.10%
SUNCORP	Cash Management Accou	5.00m	✗	✗	Nil	Nil	Nil	✓	0.01%
SUNCORP - Outside Qld	Everyday Options	5.00m	✗	✗	Nil	Nil	Nil	✓	0.01%
Unicom Credit Union	Access Account	Nil	✓	✗	1.50	Nil	1.50	✓	0.05%
Victoria Teachers CU	On Call Savings S1	Nil	✓	✗	1.80	0.30	1.00	✓	0.05%
Westpac	Classic Plus	10.00m	✓	✗	0.60	0.60	2.50	✓	0.00%
Westpac	Basic Account	Nil	✗	✗	Nil	Nil	Nil	✓	0.00%
Westpac	Choice	5.00m	✓	✗	Nil	Nil	Nil	✓	0.00%
Westpac	Cash Manager	5.00m	✗	✗	0.50	0.50	2.50	✓	0.00%

★★★

"strong value"

ANZ Bank	Basic Account	Nil	✗	✗	Nil	Nil	Nil	✓	0.00%
ANZ Bank	Access Select	2.00m	✓	✗	0.50	0.50	2.50	✓	0.00%
Austral Credit Union	Daily Acc/Spec Sav S1/S2	5.00m	✓	✗	Nil	0.50	3.00	✓	0.05%
Australian Central CU	My Account	Nil	✓	✗	1.00	1.00	2.50	✓	0.05%
B & E	Easi Saver S20	Nil	✓	✗	Nil	0.60	2.50	✓	0.10%

your guide to product excellence

deposit account star ratings



Section 1. Summary Report - Low Transactor - Electronic

Company	Product	Account Keeping Fees, (\$)	Free Transaction	Rebate on fees	Own ATM withdrawal fee, (\$)	Eftpos fee, (\$)	Branch withdrawal fee, (\$)	International ATM	Interest rate, % \$1,000
---------	---------	----------------------------	------------------	----------------	------------------------------	------------------	-----------------------------	-------------------	--------------------------

★★★ "strong value"

Bananacoast Community	Incentive Savings AC S7	6.00m	✓	✓	0.50	Nil	Nil	✓	0.00%
Bananacoast Community	Savings Account S1	6.00m	✓	✓	0.50	Nil	Nil	✓	0.05%
BankSA	Freedom Account	6.00m	✓	✗	0.60	0.60	2.50	✓	0.01%
Circle Credit Co-op	Super S Account S6	Nil	✓	✗	1.80	0.50	Nil	✓	0.05%
Citibank	Citibank Plus Trans Acc	5.00m	✗	✗	Nil	Nil	N/A	✓	0.00%
Citibank	Citicheque Account	5.00m	✓	✗	2.00	2.00	2.00	✓	0.05%
Citibank	Citicash Account	Nil	✓	✗	2.00	2.00	N/A	✓	0.05%
Elders Rural Bank	Gold Cash Management	5.00m	✓	✗	1.50	Nil	N/A	✓	0.00%
Encompass Credit Union	Access Plus S1	Nil	✗	✓	1.50	0.75	0.75	✓	0.01%
Heritage Building Soc	Simply Access S1	Nil	✓	✗	Nil	0.50	Nil	✓	0.10%
Home Building Society	Bonus Saver	Nil	✗	✗	Nil	1.00	Nil	✓	3.00%
Hume Building Society	Cash Management AC S8	Nil	✓	✗	Nil	0.25	1.00	✗	0.00%
Hunter United Credit Un	Cheque	5.00m	✗	✓	Nil	Nil	Nil	✓	0.10%
Hunter United Credit Un	On Call	5.00m	✗	✓	Nil	Nil	Nil	✓	0.10%
Hunter United Credit Un	Cash Management Accou	5.00m	✗	✓	Nil	Nil	Nil	✓	0.00%
IMB Limited	Reward Saver	Nil	✗	✓	0.70	0.85	2.25	✓	3.10%
Maritime Workers CU	Access Account S1	Nil	✓	✗	1.95	1.95	Nil	✓	0.30%
Maroondah Credit Union	Access Account S1	Nil	✓	✗	1.50	0.50	1.50	✓	0.25%
mecu	Access Account S1	Nil	✗	✓	1.50	0.60	2.50	✓	0.75%
nab	Investment Cash Manager	10.00m	✓	✗	0.60	0.60	3.00	✓	0.00%
Newcastle Permanent	Statement Savings Acc	Nil	✓	✗	0.50	0.40	1.50	✓	0.10%
Orana Credit Union	Redi Access	Nil	✓	✗	1.50	0.80	3.00	✗	0.00%
Powerstate Credit Union	Christmas Club AC S15	Nil	✗	✓	1.00	1.00	Nil	✓	2.05%
Powerstate Credit Union	Choice Account S1-S7	Nil	✗	✓	1.00	1.00	1.00	✓	0.05%
Select Credit Union	Transaction Account 001	2.00m	✓	✓	Nil	0.75	Nil	✓	0.25%
SERVICE ONE Members	Saving Investment AC	4.00m	✓	✗	1.00	1.00	1.00	✓	0.10%
St George Bank	Incentive Saver Account	Nil	✓	✗	1.00	1.00	3.00	✓	3.51%
TAFE & Community CU	Access Account S1,2,3&4	Nil	✓	✗	Nil	0.70	Nil	✓	0.25%
Westpac	Choice eAccount	3.00m	✗	✗	Nil	Nil	3.00	✓	0.00%

★★ "average value"

B & E	Basic Saver S1	Nil	✓	✗	Nil	0.60	2.50	✗	0.10%
Bananacoast Community	55 Plus Account S49	6.00m	✓	✓	0.50	Nil	Nil	✓	0.00%
BankSA	Incentive Saver Account	Nil	✓	✗	1.00	1.00	3.00	✓	3.51%
Family First CU	Cash Management AC	Nil	✗	✓	0.75	0.75	2.00	✓	0.00%
Holiday Coast CU	Community Support AC S	Nil	✓	✗	0.80	0.80	0.80	✓	0.25%
Home Building Society	Twenty-four-seven Acct	4.50m	✓	✗	Nil	1.00	Nil	✓	0.05%

your guide to product excellence

deposit account star ratings



Section 1. Summary Report - Low Transactor - Electronic

Company	Product	Account Keeping Fees, (\$)	Free Transaction	Rebate on fees	Own ATM withdrawal fee, (\$)	Eftpos fee, (\$)	Branch withdrawal fee, (\$)	International ATM	Interest rate, % \$1,000
---------	---------	----------------------------	------------------	----------------	------------------------------	------------------	-----------------------------	-------------------	--------------------------

★★ "average value"

Hume Building Society	Youth Extra S5	Nil	✗	✗	Nil	Nil	Nil	✗	0.25%
Hume Building Society	All Purpose Account S10	Nil	✓	✗	Nil	0.25	1.00	✗	0.25%
Illawarra CU NSW	Access Account	3.00m	✗	✓	0.75	1.00	0.75	✓	0.05%
IMB Limited	Every Day Account S4	Nil	✗	✓	0.70	0.85	2.25	✓	0.10%
IMB Limited	Cash Management Ac S	Nil	✗	✓	0.70	0.85	2.25	✓	0.00%
Industries Mutual CU	Visa	Nil	✗	✓	2.00	0.80	2.00	✓	0.50%
Macquarie Credit Union	Cheque/Card Account S	Nil	✓	✗	1.50	0.50	1.50	✓	0.10%
myState Financial	Access Account	Nil	✓	✗	0.75	0.75	2.50	✓	0.05%
myState Financial	Access 2 Account	Nil	✓	✗	0.75	0.75	2.50	✓	0.10%
Qld Police Credit Union	On Call Savings Account	Nil	✓	✗	2.00	2.00	2.00	✓	0.15%
Qld Teachers CU	Cash Management Accou	Nil	✗	✓	1.25	0.60	2.00	✓	0.01%
Savings & Loans CU SA	Visa Savings Account	Nil	✗	✓	1.00	1.00	2.50	✓	0.05%
Savings & Loans CU SA	Cash Manager Account	Nil	✗	✓	1.00	1.00	2.50	✓	0.00%
St George Bank	Investment Cash Account	6.00m	✓	✗	0.60	0.60	2.50	✓	0.00%
St George Bank	Concession Account	Nil	✓	✗	0.60	0.60	2.50	✓	0.00%
St George Bank	Express Freedom	5.00m	✗	✗	Nil	Nil	5.00	✓	0.00%
University Credit Soc	Visa Access S5	2.00m	✓	✗	1.00	0.60	Nil	✓	0.05%
Wagga Mutual Credit Un	Working S1	1.00m	✗	✓	1.00	1.00	2.00	✓	0.10%

★ "satisfactory value"

ABS Building Society	Home Equity Invest S2	Nil	✓	✗	1.50	0.60	2.00	✗	0.10%
AMP Banking	Transact Account	8.00m	✓	✗	Nil	0.65	N/A	✓	0.20%
Arab Bank Australia	Statement Savings Acc	5.00m	✓	✗	1.50	0.60	Nil	✗	0.00%
Bank of Queensland	Cash Management Accou	5.00m	✓	✗	0.65	0.65	2.00	✗	0.01%
Capricornia CU	Cash Management Accou	7.50m	✓	✓	0.50	0.50	2.00	✓	3.25%
Citibank	Online Cash Manager	Nil	✓	✗	2.00	2.00	N/A	✓	4.00%
Community CPS Australi	Cash Management Accou	Nil	✗	✓	1.00	0.60	2.50	✓	0.15%
Electricity CU	Everyday Access S1	5.00a	✓	✗	1.00	0.60	2.00	✓	0.10%
Family First CU	Ordinary Savings AC S1	Nil	✗	✓	0.75	0.75	2.00	✓	0.25%
Horizon Credit Union	RediSavings S1	Nil	✓	✓	1.50	1.00	1.50	✓	0.10%
Horizon Credit Union	Special Purpose S2/4/5	Nil	✓	✓	1.50	1.00	1.50	✓	0.10%
Memberfirst Credit Union	Easy Access Account S1	Nil	✗	✓	2.00	0.50	2.00	✓	0.10%
Orange Credit Union	All Purpose Savings S1	Nil	✓	✗	0.50	0.50	1.00	✗	1.30%
Police & Nurses Credit	Cash Management Ac S	5.00m	✓	✓	Nil	1.25	3.00	✓	0.00%
Qld Teachers CU	Current Account	Nil	✗	✓	1.25	0.60	2.00	✓	0.01%
Qld Teachers CU	Special Savings AC	Nil	✗	✓	1.25	0.60	2.00	✓	0.01%
Railways Credit Union	Everyday Saver S22	Nil	✗	✗	1.30	0.75	1.30	✓	1.00%

your guide to product excellence

deposit account star ratings



Section 1. Summary Report - Low Transactor - Electronic

Company	Product	Account Keeping Fees, (\$)	Free Transaction	Rebate on fees	Own ATM withdrawal fee, (\$)	Eftpos fee, (\$)	Branch withdrawal fee, (\$)	International ATM	Interest rate, % \$1,000
---------	---------	----------------------------	------------------	----------------	------------------------------	------------------	-----------------------------	-------------------	--------------------------

★ "satisfactory value"

Savings & Loans CU SA	Cheque Savings Account	Nil	✗	✓	1.00	1.00	2.50	✗	0.05%
St George Bank	Complete Freedom	7.00m	✗	✗	Nil	Nil	Nil	✓	0.00%
St George Bank	Simply Freedom	6.00m	✗	✗	Nil	Nil	Nil	✓	0.00%
Uni Credit Union	Access Account	Nil	✓	✗	1.00	0.60	1.70	✓	0.05%
United Credit Union	Cash Management AC	Nil	✗	✓	Nil	0.75	1.75	✓	0.00%
Wagga Mutual Credit Un	CommumitySupport Tran	Nil	✗	✓	1.00	1.00	1.50	✗	1.25%

✧ "rising star"

BankWest	Hero Transaction Account	Nil	✓	✗	Nil	Nil	Nil	✓	5.00%
nab	Gold Banking	12.00m	✗	✗	Nil	Nil	Nil	✓	0.01%
Police & Nurses Credit	FairSaver Account	2.95m	✗	✗	Nil	Nil	1.95	✓	5.00%

SUPERCEDED

deposit account star ratings



Section 1. Summary Report - High Transactor - Electronic

Company	Product	Account Keeping Fees, (\$)	Free Transaction	Rebate on fees	Own ATM withdrawal fee, (\$)	Eftpos fee, (\$)	Branch withdrawal fee, (\$)	International ATM	Interest rate, % \$1,000
---------	---------	----------------------------	------------------	----------------	------------------------------	------------------	-----------------------------	-------------------	--------------------------

★★★★★

"superior value"

ANZ Bank	Access Advantage	5.00m	✗	✗	Nil	Nil	Nil	✓	0.00%
BankWest	Instant Saver	3.00m	✓	✗	Nil	0.65	5.00	✗	4.75%
BankWest	Lite Trans - Direct Opt	2.99m	✗	✗	Nil	Nil	3.00	✓	0.01%
Bendigo Bank	Networth Cash Managem	Nil	✗	✓	0.70	0.70	1.75	✓	0.25%
Bendigo Bank	Ultimate Account	Nil	✗	✓	0.70	0.70	1.75	✓	0.05%
Commonwealth Bank	Cash Investment Account	5.00m	✓	✗	0.50	0.50	2.00	✓	0.01%
Commonwealth Bank	AwardSaver Account	Nil	✓	✗	0.50	0.50	2.00	✓	3.01%
Commonwealth Bank	Streamline Unlimited	6.00m	✗	✗	Nil	Nil	Nil	✓	0.01%
Commonwealth Bank	Streamline e-Access	4.00m	✗	✗	Nil	Nil	2.00	✓	0.01%
HSBC	On-line Savings Account	Nil	✓	✗	Nil	Nil	5.00	✓	0.50%
nab	Classic Banking	5.00m	✗	✗	Nil	Nil	Nil	✓	0.01%
nab	eBanking	4.00m	✗	✗	Nil	Nil	3.00	✓	0.01%
SUNCORP	Everyday Saver	3.00m	✗	✗	Nil	Nil	2.50	✓	3.01%
SUNCORP	Everyday Options	5.00m	✗	✗	Nil	Nil	Nil	✓	0.01%
SUNCORP	Cash Management Accou	5.00m	✗	✗	Nil	Nil	Nil	✓	0.01%
SUNCORP	Everyday Saver-Basic Opt	Nil	✗	✗	Nil	Nil	2.50	✓	3.01%
SUNCORP - Outside Qld	Everyday Options	5.00m	✗	✗	Nil	Nil	Nil	✓	0.01%
Westpac	Classic Plus	10.00m	✓	✗	0.60	0.60	2.50	✓	0.00%

★★★★★

"excellent value"

AMP Banking	Transact Account	8.00m	✓	✗	Nil	0.65	N/A	✓	0.20%
ANZ Bank	V2 Plus	Nil	✓	✗	0.50	0.50	2.50	✓	0.00%
ANZ Bank	Progress Saver	Nil	✓	✗	0.50	0.50	2.50	✓	4.76%
ANZ Bank	Premium Cash Mgmt A	Nil	✓	✗	0.50	0.50	2.50	✓	0.00%
Austral Credit Union	Daily Acc/Spec Sav S1/S2	5.00m	✓	✗	Nil	0.50	3.00	✓	0.05%
Australian Defence CU	Access Savings S1	Nil	✗	✓	Nil	0.65	Nil	✓	0.10%
Bananacoast Community	Savings Account S1	6.00m	✓	✓	0.50	Nil	Nil	✓	0.05%
Bananacoast Community	55 Plus Account S49	6.00m	✓	✓	0.50	Nil	Nil	✓	0.00%
Bananacoast Community	Incentive Savings AC S7	6.00m	✓	✓	0.50	Nil	Nil	✓	0.00%
Bank of Queensland	Ultimate Sav Ac-Daily	5.00m	✓	✗	0.65	0.65	2.00	✗	0.01%
Bank of Queensland	Reverse Charges Account	4.00m	✗	✗	Nil	Nil	Nil	✗	0.01%
BankSA	Freedom Account	6.00m	✓	✗	0.60	0.60	2.50	✓	0.01%
BankWest	Lite Transaction Account	5.00m	✗	✗	Nil	Nil	Nil	✓	0.01%
Citibank	Citibank Plus Trans Acc	5.00m	✗	✗	Nil	Nil	N/A	✓	0.00%
Citibank	Cash Management Accou	5.00m	✓	✗	2.00	Nil	2.00	✓	0.10%
Commonwealth Securitie	Direct Invest AC CDIA	Nil	✓	✗	Nil	0.30	Nil	✓	0.00%
Community CPS Australi	Alliance Account	Nil	✗	✓	1.00	0.60	2.50	✓	0.15%

your guide to product excellence

deposit account star ratings



Section 1. Summary Report - High Transactor - Electronic

Company	Product	Account Keeping Fees, (\$)	Free Transaction	Rebate on fees	Own ATM withdrawal fee, (\$)	Eftpos fee, (\$)	Branch withdrawal fee, (\$)	International ATM	Interest rate, % \$1,000
---------	---------	----------------------------	------------------	----------------	------------------------------	------------------	-----------------------------	-------------------	--------------------------

★★★★

"excellent value"

Credit Union Australia	Freedom Plus	Nil	✓	✗	1.50	0.60	2.00	✓	1.25%
Elders Rural Bank	Gold Cash Management	5.00m	✓	✗	1.50	Nil	N/A	✓	0.00%
Elders Rural Bank	Everyday Acct-All Access	7.00m	✗	✗	Nil	Nil	N/A	✓	0.05%
Elders Rural Bank	Everyday Ac-Electronic	5.00m	✗	✗	Nil	Nil	N/A	✓	0.05%
Elders Rural Bank	Everyday Community Acct	Nil	✓	✗	1.00	1.00	N/A	✓	0.35%
Heritage Building Soc	Money Manager Account	Nil	✓	✓	0.55	0.50	1.25	✓	0.25%
Hunter United Credit Un	On Call	5.00m	✗	✓	Nil	Nil	Nil	✓	0.10%
Hunter United Credit Un	Cash Management Accou	5.00m	✗	✓	Nil	Nil	Nil	✓	0.00%
Hunter United Credit Un	Cheque	5.00m	✗	✓	Nil	Nil	Nil	✓	0.10%
nab	Investment Cash Manager	10.00m	✓	✗	0.60	0.60	3.00	✓	0.00%
nab	Community Fee Saver Ac	Nil	✗	✗	Nil	Nil	Nil	✓	0.00%
nab	Concession Card Account	Nil	✗	✗	Nil	Nil	Nil	✓	0.00%
Newcastle Permanent	Club Account	Nil	✓	✗	0.50	0.40	1.50	✓	0.00%
Police Credit	Multipack - At Call S1	Nil	✗	✗	Nil	Nil	Nil	✓	0.10%
Qantas Staff CU	At Call Deposits	Nil	✓	✗	2.00	Nil	2.00	✓	0.50%
Satisfac Credit Union	Student Teachers Sav S1	Nil	✓	✗	Nil	0.75	Nil	✓	3.50%
SERVICE ONE Members	Day to Day Account	4.00m	✓	✗	1.00	1.00	1.00	✓	0.10%
St George Bank	Complete Freedom	7.00m	✗	✗	Nil	Nil	Nil	✓	0.00%
St George Bank	Express Freedom	5.00m	✗	✗	Nil	Nil	5.00	✓	0.00%
Unicom Credit Union	Access Account	Nil	✓	✗	1.50	Nil	1.50	✓	0.05%
Westpac	Basic Account	Nil	✗	✗	Nil	Nil	Nil	✓	0.00%
Westpac	Choice	5.00m	✓	✗	Nil	Nil	Nil	✓	0.00%
Westpac	Cash Manager	5.00m	✗	✗	0.50	0.50	2.50	✓	0.00%
Westpac	Choice eAccount	3.00m	✗	✗	Nil	Nil	3.00	✓	0.00%

★★★

"strong value"

ANZ Bank	Basic Account	Nil	✗	✗	Nil	Nil	Nil	✓	0.00%
ANZ Bank	Access Select	2.00m	✓	✗	0.50	0.50	2.50	✓	0.00%
ANZ Bank	Everyday Visa Debit	6.00m	✗	✗	Nil	Nil	Nil	✓	0.00%
Australian Central CU	My Account	Nil	✓	✗	1.00	1.00	2.50	✓	0.05%
B & E	Easi Saver S20	Nil	✓	✗	Nil	0.60	2.50	✓	0.10%
B & E	Extra Saver S12	Nil	✓	✗	Nil	0.60	2.50	✓	0.10%
B & E	Pension Saver S8	Nil	✓	✗	Nil	0.60	2.50	✓	0.10%
Bank of Queensland	Cash Management Accou	5.00m	✓	✗	0.65	0.65	2.00	✗	0.01%
BankSA	Incentive Saver Account	Nil	✓	✗	1.00	1.00	3.00	✓	3.51%
Capricornia CU	Cash Management Accou	7.50m	✓	✓	0.50	0.50	2.00	✓	3.25%
Circle Credit Co-op	Super S Account S6	Nil	✓	✗	1.80	0.50	Nil	✓	0.05%

your guide to product excellence

deposit account star ratings



Section 1. Summary Report - High Transactor - Electronic

Company	Product	Account Keeping Fees, (\$)	Free Transaction	Rebate on fees	Own ATM withdrawal fee, (\$)	Eftpos fee, (\$)	Branch withdrawal fee, (\$)	International ATM	Interest rate, % \$1,000
★★★ "strong value"									
Citibank	Citicheque Account	5.00m	✓	✗	2.00	2.00	2.00	✓	0.05%
Coastline Credit Union	Access Account S30	5.00m	✗	✗	Nil	Nil	Nil	✓	0.10%
Community CPS Australi	Cash Management Accou	Nil	✗	✓	1.00	0.60	2.50	✓	0.15%
Community CPS Australi	Access Savings AccountS	Nil	✗	✓	1.00	0.60	2.50	✓	0.15%
Community CPS Australi	Bonus Saver Account	Nil	✗	✓	1.00	0.60	2.50	✓	3.15%
Credit Union Australia	Prime Access	Nil	✓	✗	1.00	0.60	2.00	✓	0.10%
Credit Union Australia	Platinum Plus	Nil	✓	✗	1.50	0.60	2.00	✓	1.75%
Credit Union Australia	Cash Management Ac	Nil	✓	✗	1.50	0.60	2.00	✓	0.00%
Defence Force CU	National Access Account	Nil	✓	✗	1.50	0.50	Nil	✓	0.10%
Electricity CU	Everyday Access S1	5.00a	✓	✗	1.00	0.60	2.00	✓	0.10%
Family First CU	Cash Management AC	Nil	✗	✓	0.75	0.75	2.00	✓	0.00%
Greater Building Society	Access Account	Nil	✗	✓	0.50	0.40	1.00	✓	0.25%
Heritage Building Soc	Simply Access S1	Nil	✓	✗	Nil	0.50	Nil	✓	0.10%
Heritage Building Soc	Professional Investor	Nil	✓	✓	0.55	0.50	1.25	✓	0.00%
Heritage Building Soc	Simply Access Special S1	Nil	✓	✗	Nil	1.00	Nil	✓	0.10%
Home Building Society	Twenty-four-seven Plus	Nil	✓	✗	Nil	1.00	Nil	✓	0.05%
Home Building Society	Bonus Saver	Nil	✗	✗	Nil	1.00	Nil	✓	3.00%
Home Building Society	Twenty-four-seven Acct	4.50m	✓	✗	Nil	1.00	Nil	✓	0.05%
HSBC	Savings Cheque Account	7.50m	✓	✗	2.00	2.00	3.00	✓	0.50%
Hume Building Society	Youth Extra S5	Nil	✗	✗	Nil	Nil	Nil	✗	0.25%
Hume Building Society	Cash Management AC S8	Nil	✓	✗	Nil	0.25	1.00	✗	0.00%
Illawarra CU NSW	Access Account	3.00m	✗	✓	0.75	1.00	0.75	✓	0.05%
IMB Limited	Every Day Account S4	Nil	✗	✓	0.70	0.85	2.25	✓	0.10%
IMB Limited	Cash Management Ac S	Nil	✗	✓	0.70	0.85	2.25	✓	0.00%
IMB Limited	Reward Saver	Nil	✗	✓	0.70	0.85	2.25	✓	3.10%
Intech Credit Union	Access Saving Account S	Nil	✗	✓	Nil	0.60	1.50	✓	0.10%
Maroondah Credit Union	Access Account S1	Nil	✓	✗	1.50	0.50	1.50	✓	0.25%
mecu	Access Account S1	Nil	✗	✓	1.50	0.60	2.50	✓	0.75%
myState Financial	Access 2 Account	Nil	✓	✗	0.75	0.75	2.50	✓	0.10%
Newcastle Permanent	Statement Savings Acc	Nil	✓	✗	0.50	0.40	1.50	✓	0.10%
Orana Credit Union	Redi Access	Nil	✓	✗	1.50	0.80	3.00	✗	0.00%
Police CU NSW	Easy Access S1	Nil	✓	✗	Nil	0.55	2.00	✓	0.25%
Police CU SA	Cash Management Accou	Nil	✓	✓	0.70	0.75	0.75	✓	0.00%
Powerstate Credit Union	Cash Management S1	Nil	✗	✓	1.00	1.00	1.00	✓	0.95%
Powerstate Credit Union	Christmas Club AC S15	Nil	✗	✓	1.00	1.00	Nil	✓	2.05%
RTA Staff CU	Multi-Access Account S4	Nil	✓	✗	1.50	1.50	1.50	✓	0.05%
Select Credit Union	Transaction Account 001	2.00m	✓	✓	Nil	0.75	Nil	✓	0.25%

deposit account star ratings



Section 1. Summary Report - High Transactor - Electronic

Company	Product	Account Keeping Fees, (\$)	Free Transaction	Rebate on fees	Own ATM withdrawal fee, (\$)	Eftpos fee, (\$)	Branch withdrawal fee, (\$)	International ATM	Interest rate, % \$1,000
---------	---------	----------------------------	------------------	----------------	------------------------------	------------------	-----------------------------	-------------------	--------------------------

★★★ "strong value"

SERVICE ONE Members	Saving Investment AC	4.00m	✓	✗	1.00	1.00	1.00	✓	0.10%
St George Bank	Investment Cash Account	6.00m	✓	✗	0.60	0.60	2.50	✓	0.00%
St George Bank	Incentive Saver Account	Nil	✓	✗	1.00	1.00	3.00	✓	3.51%
St George Bank	Simply Freedom	6.00m	✗	✗	Nil	Nil	Nil	✓	0.00%
TAFE & Community CU	Access Account S1,2,3&4	Nil	✓	✗	Nil	0.70	Nil	✓	0.25%
Victoria Teachers CU	On Call Savings S1	Nil	✓	✗	1.80	0.30	1.00	✓	0.05%
Wagga Mutual Credit Un	Working S1	1.00m	✗	✓	1.00	1.00	2.00	✓	0.10%

★★ "average value"

Arab Bank Australia	Statement Savings Acc	5.00m	✓	✗	1.50	0.60	Nil	✗	0.00%
B & E	Basic Saver S1	Nil	✓	✗	Nil	0.60	2.50	✗	0.10%
BankSA	Investment Cash Account	6.00m	✓	✗	0.60	0.60	2.50	✓	0.00%
BankSA	Express Freedom	5.00m	✗	✗	Nil	Nil	5.00	✓	0.00%
Capricornia CU	Personal Banking Account	5.00m	✗	✓	0.50	0.50	2.00	✓	0.00%
Family First CU	Ordinary Savings AC S1	Nil	✗	✓	0.75	0.75	2.00	✓	0.25%
Holiday Coast CU	Save More Savings A/c S	5.00m	✓	✗	1.50	0.80	1.50	✓	0.00%
Holiday Coast CU	Community Support AC S	Nil	✓	✗	0.80	0.80	0.80	✓	0.25%
Horizon Credit Union	Special Purpose S2/4/5	Nil	✓	✓	1.50	1.00	1.50	✓	0.10%
Horizon Credit Union	RediSavings S1	Nil	✓	✓	1.50	1.00	1.50	✓	0.10%
Hume Building Society	All Purpose Account S10	Nil	✓	✗	Nil	0.25	1.00	✗	0.25%
Industries Mutual CU	Visa	Nil	✗	✓	2.00	0.80	2.00	✓	0.50%
Macquarie Credit Union	Cheque/Card Account S	Nil	✓	✗	1.50	0.50	1.50	✓	0.10%
Maritime Workers CU	Access Account S1	Nil	✓	✗	1.95	1.95	Nil	✓	0.30%
myState Financial	Access Account	Nil	✓	✗	0.75	0.75	2.50	✓	0.05%
Police CU SA	Redi Access Account S1	Nil	✓	✓	0.70	0.75	0.75	✓	0.05%
Powerstate Credit Union	Choice Account S1-S7	Nil	✗	✓	1.00	1.00	1.00	✓	0.05%
Qld Teachers CU	Current Account	Nil	✗	✓	1.25	0.60	2.00	✓	0.01%
Qld Teachers CU	Cash Management Accou	Nil	✗	✓	1.25	0.60	2.00	✓	0.01%
Railways Credit Union	Everyday Saver S22	Nil	✗	✗	1.30	0.75	1.30	✓	1.00%
Savings & Loans CU SA	Visa Savings Account	Nil	✗	✓	1.00	1.00	2.50	✓	0.05%
Savings & Loans CU SA	Cash Manager Account	Nil	✗	✓	1.00	1.00	2.50	✓	0.00%
St George Bank	Concession Account	Nil	✓	✗	0.60	0.60	2.50	✓	0.00%
Uni Credit Union	Access Account	Nil	✓	✗	1.00	0.60	1.70	✓	0.05%
University Credit Soc	Visa Access S5	2.00m	✓	✗	1.00	0.60	Nil	✓	0.05%
Wagga Mutual Credit Un	CommunitySupport Tran	Nil	✗	✓	1.00	1.00	1.50	✗	1.25%

★ "satisfactory value"

ABS Building Society	Home Equity Invest S2	Nil	✓	✗	1.50	0.60	2.00	✗	0.10%
----------------------	-----------------------	-----	---	---	------	------	------	---	-------

your guide to product excellence

deposit account star ratings



Section 1. Summary Report - High Transactor - Electronic

Company	Product	Account Keeping Fees, (\$)	Free Transaction	Rebate on fees	Own ATM withdrawal fee, (\$)	Eftpos fee, (\$)	Branch withdrawal fee, (\$)	International ATM	Interest rate, % \$1,000
---------	---------	----------------------------	------------------	----------------	------------------------------	------------------	-----------------------------	-------------------	--------------------------

★ "satisfactory value"

Alliance One CreditUnion	Everyday Account	Nil	✓	✗	1.00	1.75	1.75	✓	0.20%
BankSA	Concession Account	Nil	✓	✗	0.60	0.60	2.50	✓	0.00%
BankSA	Simply Freedom	6.00m	✗	✗	Nil	Nil	Nil	✓	0.00%
BankSA	Complete Freedom	7.00m	✗	✗	Nil	Nil	Nil	✓	0.00%
Bankstown City CU	Money Manager	5.00m	✗	✗	2.00	0.50	2.00	✓	1.00%
Citibank	Online Cash Manager	Nil	✓	✗	2.00	2.00	N/A	✓	4.00%
Citibank	Citicash Account	Nil	✓	✗	2.00	2.00	N/A	✓	0.05%
Community First CU	Access Account S7	Nil	✗	✓	1.25	0.75	2.50	✓	0.00%
Encompass Credit Union	Access Plus S1	Nil	✗	✓	1.50	0.75	0.75	✓	0.01%
Ericsson Employee Co O	At Call Savings	Nil	✓	✗	1.00	Nil	Nil	✗	0.30%
Home Building Society	Home Cash Maximiser	Nil	✗	✗	Nil	2.50	2.50	✓	3.20%
Memberfirst Credit Union	Easy Access Account S1	Nil	✗	✓	2.00	0.50	2.00	✓	0.10%
New England CU NSW	Access Account S1	10.00a	✓	✗	1.00	0.60	2.00	✓	0.25%
Nurses First	Essential Saver Account	Nil	✗	✗	0.50	0.50	N/A	✓	0.10%
Orange Credit Union	All Purpose Savings S1	Nil	✓	✗	0.50	0.50	1.00	✗	1.30%
Police & Nurses Credit	Cash Management Ac S	5.00m	✓	✓	Nil	1.25	3.00	✓	0.00%
Qld Teachers CU	Special Savings AC	Nil	✗	✓	1.25	0.60	2.00	✓	0.01%
Railways Credit Union	Everyday Saver S1	Nil	✗	✗	1.30	0.75	1.30	✓	1.00%
Satisfac Credit Union	Everyday Transaction	Nil	✓	✗	Nil	1.50	Nil	✓	0.00%
Savings & Loans CU SA	Cheque Savings Account	Nil	✗	✓	1.00	1.00	2.50	✗	0.05%
Savings & Loans CU SA	At Call Account	Nil	✗	✓	1.00	1.00	2.50	✗	0.05%
Uni Credit Union	Cash Management Accou	N/A	✗	✗	1.70	0.65	1.70	✓	0.00%
United Credit Union	Access Plus S13	Nil	✗	✓	Nil	0.75	1.75	✗	0.05%
United Credit Union	Double Interest Saver Ac	Nil	✓	✗	Nil	0.75	1.75	✗	4.25%
United Credit Union	Cash Management AC	Nil	✗	✓	Nil	0.75	1.75	✓	0.00%
Westpac	Reward Saver	Nil	✗	✗	2.50	2.50	2.50	✓	6.85%

◇ "rising star"

BankWest	Hero Transaction Account	Nil	✓	✗	Nil	Nil	Nil	✓	5.00%
nab	Gold Banking	12.00m	✗	✗	Nil	Nil	Nil	✓	0.01%
Police & Nurses Credit	FairSaver Account	2.95m	✗	✗	Nil	Nil	1.95	✓	5.00%

deposit account star ratings



Section 1. Summary Report - Low Transactor - Full Service

Company	Product	Account Keeping Fees, (\$)	Free Transaction	Rebate on fees	Own ATM withdrawal fee, (\$)	Eftpos fee, (\$)	Branch withdrawal fee, (\$)	International ATM	Interest rate, % \$1,000
---------	---------	----------------------------	------------------	----------------	------------------------------	------------------	-----------------------------	-------------------	--------------------------

★★★★★

"superior value"

ANZ Bank	Access Advantage	5.00m	✗	✗	Nil	Nil	Nil	✓	0.00%
ANZ Bank	Premium Cash Magmnt A	Nil	✓	✗	0.50	0.50	2.50	✓	0.00%
Bank of Queensland	Reverse Charges Account	4.00m	✗	✗	Nil	Nil	Nil	✗	0.01%
Bendigo Bank	Ultimate Account	Nil	✗	✓	0.70	0.70	1.75	✓	0.05%
Bendigo Bank	Networth Cash Managem	Nil	✗	✓	0.70	0.70	1.75	✓	0.25%
Commonwealth Bank	Streamline Unlimited	6.00m	✗	✗	Nil	Nil	Nil	✓	0.01%
Commonwealth Bank	Streamline e-Access	4.00m	✗	✗	Nil	Nil	2.00	✓	0.01%
Community CPS Australi	Alliance Account	Nil	✗	✓	1.00	0.60	2.50	✓	0.15%
Credit Union Australia	Freedom Plus	Nil	✓	✗	1.50	0.60	2.00	✓	1.25%
Heritage Building Soc	Money Manager Account	Nil	✓	✓	0.55	0.50	1.25	✓	0.25%
nab	Classic Banking	5.00m	✗	✗	Nil	Nil	Nil	✓	0.01%
Police CU SA	Cash Management Accou	Nil	✓	✓	0.70	0.75	0.75	✓	0.00%
Qantas Staff CU	At Call Deposits	Nil	✓	✗	2.00	Nil	2.00	✓	0.50%
SUNCORP	Everyday Options	5.00m	✗	✗	Nil	Nil	Nil	✓	0.01%
SUNCORP	Cash Management Accou	5.00m	✗	✗	Nil	Nil	Nil	✓	0.01%
SUNCORP - Outside Qld	Everyday Options	5.00m	✗	✗	Nil	Nil	Nil	✓	0.01%

★★★★★

"excellent value"

Australian Central CU	My Account	Nil	✓	✗	1.00	1.00	2.50	✓	0.05%
B & E	Pension Saver S8	Nil	✓	✗	Nil	0.60	2.50	✓	0.10%
B & E	Extra Saver S12	Nil	✓	✗	Nil	0.60	2.50	✓	0.10%
Bank of Queensland	Ultimate Sav Ac-Daily	5.00m	✓	✗	0.65	0.65	2.00	✗	0.01%
BankSA	Freedom Account	6.00m	✓	✗	0.60	0.60	2.50	✓	0.01%
BankWest	Lite Trans - Direct Opt	2.99m	✗	✗	Nil	Nil	3.00	✓	0.01%
BankWest	Lite Transaction Account	5.00m	✗	✗	Nil	Nil	Nil	✓	0.01%
Circle Credit Co-op	Super S Account S6	Nil	✓	✗	1.80	0.50	Nil	✓	0.05%
Citibank	Cash Management Accou	5.00m	✓	✗	2.00	Nil	2.00	✓	0.10%
Citibank	Citicheque Account	5.00m	✓	✗	2.00	2.00	2.00	✓	0.05%
Commonwealth Bank	Cash Investment Account	5.00m	✓	✗	0.50	0.50	2.00	✓	0.01%
Community CPS Australi	Access Savings AccountS	Nil	✗	✓	1.00	0.60	2.50	✓	0.15%
Community CPS Australi	Bonus Saver Account	Nil	✗	✓	1.00	0.60	2.50	✓	3.15%
Credit Union Australia	Platinum Plus	Nil	✓	✗	1.50	0.60	2.00	✓	1.75%
Credit Union Australia	Cash Management Ac	Nil	✓	✗	1.50	0.60	2.00	✓	0.00%
Credit Union Australia	Prime Access	Nil	✓	✗	1.00	0.60	2.00	✓	0.10%
Defence Force CU	National Access Account	Nil	✓	✗	1.50	0.50	Nil	✓	0.10%
Greater Building Society	Access Account	Nil	✗	✓	0.50	0.40	1.00	✓	0.25%

your guide to product excellence

deposit account star ratings



Section 1. Summary Report - Low Transactor - Full Service

Company	Product	Account Keeping Fees, (\$)	Free Transaction	Rebate on fees	Own ATM withdrawal fee, (\$)	Eftpos fee, (\$)	Branch withdrawal fee, (\$)	International ATM	Interest rate, % \$1,000
---------	---------	----------------------------	------------------	----------------	------------------------------	------------------	-----------------------------	-------------------	--------------------------

★★★★

"excellent value"

Heritage Building Soc	Simply Access S1	Nil	✓	✗	Nil	0.50	Nil	✓	0.10%
Heritage Building Soc	Simply Access Special S1	Nil	✓	✗	Nil	1.00	Nil	✓	0.10%
Heritage Building Soc	Professional Investor	Nil	✓	✓	0.55	0.50	1.25	✓	0.00%
Home Building Society	Twenty-four-seven Plus	Nil	✓	✗	Nil	1.00	Nil	✓	0.05%
Home Building Society	Bonus Saver	Nil	✗	✗	Nil	1.00	Nil	✓	3.00%
Horizon Credit Union	RediSavings S1	Nil	✓	✓	1.50	1.00	1.50	✓	0.10%
Horizon Credit Union	Special Purpose S2/4/5	Nil	✓	✓	1.50	1.00	1.50	✓	0.10%
HSBC	Savings Cheque Account	7.50m	✓	✗	2.00	2.00	3.00	✓	0.50%
HSBC	On-line Savings Account	Nil	✓	✗	Nil	Nil	5.00	✓	0.50%
Hunter United Credit Un	Cheque	5.00m	✗	✓	Nil	Nil	Nil	✓	0.10%
Intech Credit Union	Access Saving Account S	Nil	✗	✓	Nil	0.60	1.50	✓	0.10%
Maroondah Credit Union	Access Account S1	Nil	✓	✗	1.50	0.50	1.50	✓	0.25%
nab	eBanking	4.00m	✗	✗	Nil	Nil	3.00	✓	0.01%
Newcastle Permanent	Club Account	Nil	✓	✗	0.50	0.40	1.50	✓	0.00%
Police Credit	Multipack - At Call S1	Nil	✗	✗	Nil	Nil	Nil	✓	0.10%
Police CU SA	Redi Access Account S1	Nil	✓	✓	0.70	0.75	0.75	✓	0.05%
Powerstate Credit Union	Choice Account S1-S7	Nil	✗	✓	1.00	1.00	1.00	✓	0.05%
Powerstate Credit Union	Cash Management S1	Nil	✗	✓	1.00	1.00	1.00	✓	0.95%
Select Credit Union	Transaction Account 001	2.00m	✓	✓	Nil	0.75	Nil	✓	0.25%
SERVICE ONE Members	Day to Day Account	4.00m	✓	✗	1.00	1.00	1.00	✓	0.10%
Unicom Credit Union	Access Account	Nil	✓	✗	1.50	Nil	1.50	✓	0.05%
Victoria Teachers CU	On Call Savings S1	Nil	✓	✗	1.80	0.30	1.00	✓	0.05%
Westpac	Choice	5.00m	✓	✗	Nil	Nil	Nil	✓	0.00%
Westpac	Cash Manager	5.00m	✗	✗	0.50	0.50	2.50	✓	0.00%
Westpac	Classic Plus	10.00m	✓	✗	0.60	0.60	2.50	✓	0.00%

★★★

"strong value"

ANZ Bank	Access Select	2.00m	✓	✗	0.50	0.50	2.50	✓	0.00%
Austral Credit Union	Daily Acc/Spec Sav S1/S2	5.00m	✓	✗	Nil	0.50	3.00	✓	0.05%
Australian Defence CU	Access Savings S1	Nil	✗	✓	Nil	0.65	Nil	✓	0.10%
B & E	Easi Saver S20	Nil	✓	✗	Nil	0.60	2.50	✓	0.10%
Bananacoast Community	Incentive Savings AC S7	6.00m	✓	✓	0.50	Nil	Nil	✓	0.00%
Bananacoast Community	55 Plus Account S49	6.00m	✓	✓	0.50	Nil	Nil	✓	0.00%
Bananacoast Community	Savings Account S1	6.00m	✓	✓	0.50	Nil	Nil	✓	0.05%
Calare Credit Union	Cash Management Accou	Nil	✓	✗	1.50	1.50	Nil	✗	0.00%
Capricornia CU	Cash Management Accou	7.50m	✓	✓	0.50	0.50	2.00	✓	3.25%
Encompass Credit Union	Access Plus S1	Nil	✗	✓	1.50	0.75	0.75	✓	0.01%

your guide to product excellence

deposit account star ratings



Section 1. Summary Report - Low Transactor - Full Service

Company	Product	Account Keeping Fees, (\$)	Free Transaction	Rebate on fees	Own ATM withdrawal fee, (\$)	Eftpos fee, (\$)	Branch withdrawal fee, (\$)	International ATM	Interest rate, % \$1,000
---------	---------	----------------------------	------------------	----------------	------------------------------	------------------	-----------------------------	-------------------	--------------------------

★★★ "strong value"

Holiday Coast CU	Community Support AC S	Nil	✓	✗	0.80	0.80	0.80	✓	0.25%
Home Building Society	Twenty-four-seven Acct	4.50m	✓	✗	Nil	1.00	Nil	✓	0.05%
Hume Building Society	All Purpose Account S10	Nil	✓	✗	Nil	0.25	1.00	✗	0.25%
Hume Building Society	Cash Management AC S8	Nil	✓	✗	Nil	0.25	1.00	✗	0.00%
Hunter United Credit Un	Cash Management Accou	5.00m	✗	✓	Nil	Nil	Nil	✓	0.00%
Hunter United Credit Un	On Call	5.00m	✗	✓	Nil	Nil	Nil	✓	0.10%
Illawarra CU NSW	Access Account	3.00m	✗	✓	0.75	1.00	0.75	✓	0.05%
IMB Limited	Reward Saver	Nil	✗	✓	0.70	0.85	2.25	✓	3.10%
Industries Mutual CU	Visa	Nil	✗	✓	2.00	0.80	2.00	✓	0.50%
Macquarie Credit Union	Cheque/Card Account S	Nil	✓	✗	1.50	0.50	1.50	✓	0.10%
mecu	Access Account S1	Nil	✗	✓	1.50	0.60	2.50	✓	0.75%
myState Financial	Access Account	Nil	✓	✗	0.75	0.75	2.50	✓	0.05%
myState Financial	Access 2 Account	Nil	✓	✗	0.75	0.75	2.50	✓	0.10%
nab	Investment Cash Manager	10.00m	✓	✗	0.60	0.60	3.00	✓	0.00%
Newcastle Permanent	Statement Savings Acc	Nil	✓	✗	0.50	0.40	1.50	✓	0.10%
Orana Credit Union	Redi Access	Nil	✓	✗	1.50	0.80	3.00	✗	0.00%
Police CU NSW	Easy Access S1	Nil	✓	✗	Nil	0.55	2.00	✓	0.25%
Qld Police Credit Union	On Call Savings Account	Nil	✓	✗	2.00	2.00	2.00	✓	0.15%
Railways Credit Union	Everyday Saver S22	Nil	✗	✗	1.30	0.75	1.30	✓	1.00%
RTA Staff CU	Multi-Access Account S4	Nil	✓	✗	1.50	1.50	1.50	✓	0.05%
Satisfac Credit Union	Everyday Transaction	Nil	✓	✗	Nil	1.50	Nil	✓	0.00%
Savings & Loans CU SA	Cash Manager Account	Nil	✗	✓	1.00	1.00	2.50	✓	0.00%
Savings & Loans CU SA	Visa Savings Account	Nil	✗	✓	1.00	1.00	2.50	✓	0.05%
St George Bank	Simply Freedom	6.00m	✗	✗	Nil	Nil	Nil	✓	0.00%
St George Bank	Complete Freedom	7.00m	✗	✗	Nil	Nil	Nil	✓	0.00%
TAFE & Community CU	Access Account S1,2,3&4	Nil	✓	✗	Nil	0.70	Nil	✓	0.25%
University Credit Soc	Visa Access S5	2.00m	✓	✗	1.00	0.60	Nil	✓	0.05%

★★ "average value"

Alliance One CreditUnion	Everyday Account	Nil	✓	✗	1.00	1.75	1.75	✓	0.20%
Calare Credit Union	On Call Savings Account	Nil	✓	✗	1.50	1.50	Nil	✗	0.10%
Community CPS Australi	Cash Management Accou	Nil	✗	✓	1.00	0.60	2.50	✓	0.15%
Holiday Coast CU	Save More Savings A/c S	5.00m	✓	✗	1.50	0.80	1.50	✓	0.00%
IMB Limited	Cash Management Ac S	Nil	✗	✓	0.70	0.85	2.25	✓	0.00%
IMB Limited	Every Day Account S4	Nil	✗	✓	0.70	0.85	2.25	✓	0.10%
Industries Mutual CU	Access	Nil	✗	✓	2.00	0.80	2.00	✓	0.00%
Orange Credit Union	All Purpose Savings S1	Nil	✓	✗	0.50	0.50	1.00	✗	1.30%

deposit account star ratings



Section 1. Summary Report - Low Transactor - Full Service

Company	Product	Account Keeping Fees, (\$)	Free Transaction	Rebate on fees	Own ATM withdrawal fee, (\$)	Eftpos fee, (\$)	Branch withdrawal fee, (\$)	International ATM	Interest rate, % \$1,000
★★ "average value"									
St George Bank	Investment Cash Account	6.00m	✓	✗	0.60	0.60	2.50	✓	0.00%
Wagga Mutual Credit Un	CommunitySupport Tran	Nil	✗	✓	1.00	1.00	1.50	✗	1.25%
Wagga Mutual Credit Un	Working S1	1.00m	✗	✓	1.00	1.00	2.00	✓	0.10%
★ "satisfactory value"									
Bank of Queensland	Cash Management Accou	5.00m	✓	✗	0.65	0.65	2.00	✗	0.01%
Capricornia CU	Personal Banking Account	5.00m	✗	✓	0.50	0.50	2.00	✓	0.00%
Coastline Credit Union	Access Account S30	5.00m	✗	✗	Nil	Nil	Nil	✓	0.10%
Electricity CU	Everyday Access S1	5.00a	✓	✗	1.00	0.60	2.00	✓	0.10%
Qld Teachers CU	Current Account	Nil	✗	✓	1.25	0.60	2.00	✓	0.01%
Qld Teachers CU	Cash Management Accou	Nil	✗	✓	1.25	0.60	2.00	✓	0.01%
Railways Credit Union	Everyday Saver S1	Nil	✗	✗	1.30	0.75	1.30	✓	1.00%
Savings & Loans CU SA	At Call Account	Nil	✗	✓	1.00	1.00	2.50	✗	0.05%
Savings & Loans CU SA	Cheque Savings Account	Nil	✗	✓	1.00	1.00	2.50	✗	0.05%
United Credit Union	Cash Management AC	Nil	✗	✓	Nil	0.75	1.75	✓	0.00%
Westpac	Choice eAccount	3.00m	✗	✗	Nil	Nil	3.00	✓	0.00%
◇ "rising star"									
BankWest	Hero Transaction Account	Nil	✓	✗	Nil	Nil	Nil	✓	5.00%
HSBC	Premier CMA	N/A	✗	✗	Nil	Nil	Nil	✓	6.00%
nab	Gold Banking	12.00m	✗	✗	Nil	Nil	Nil	✓	0.01%
Police & Nurses Credit	FairSaver Account	2.95m	✗	✗	Nil	Nil	1.95	✓	5.00%

deposit account star ratings



Section 1. Summary Report - High Transactor - Full Service

Company	Product	Account Keeping Fees, (\$)	Free Transaction	Rebate on fees	Own ATM withdrawal fee, (\$)	Eftpos fee, (\$)	Branch withdrawal fee, (\$)	International ATM	Interest rate, % \$1,000
★★★★★ "superior value"									
ANZ Bank	Access Advantage	5.00m	✗	✗	Nil	Nil	Nil	✓	0.00%
Bank of Queensland	Reverse Charges Account	4.00m	✗	✗	Nil	Nil	Nil	✗	0.01%
BankWest	Lite Transaction Account	5.00m	✗	✗	Nil	Nil	Nil	✓	0.01%
Bendigo Bank	Networth Cash Managem	Nil	✗	✓	0.70	0.70	1.75	✓	0.25%
Bendigo Bank	Ultimate Account	Nil	✗	✓	0.70	0.70	1.75	✓	0.05%
Citibank	Cash Management Accou	5.00m	✓	✗	2.00	Nil	2.00	✓	0.10%
Commonwealth Bank	Streamline Unlimited	6.00m	✗	✗	Nil	Nil	Nil	✓	0.01%
Commonwealth Bank	Cash Investment Account	5.00m	✓	✗	0.50	0.50	2.00	✓	0.01%
Commonwealth Bank	Streamline e-Access	4.00m	✗	✗	Nil	Nil	2.00	✓	0.01%
HSBC	Power Vantage CMA	20.00m	✗	✗	Nil	Nil	Nil	✓	5.70%
nab	Classic Banking	5.00m	✗	✗	Nil	Nil	Nil	✓	0.01%
Qantas Staff CU	At Call Deposits	Nil	✓	✗	2.00	Nil	2.00	✓	0.50%
SUNCORP	Cash Management Accou	5.00m	✗	✗	Nil	Nil	Nil	✓	0.01%
SUNCORP	Everyday Options	5.00m	✗	✗	Nil	Nil	Nil	✓	0.01%
SUNCORP - Outside Qld	Everyday Options	5.00m	✗	✗	Nil	Nil	Nil	✓	0.01%
Westpac	Cash Manager	5.00m	✗	✗	0.50	0.50	2.50	✓	0.00%
Westpac	Choice	5.00m	✓	✗	Nil	Nil	Nil	✓	0.00%
Westpac	Classic Plus	10.00m	✓	✗	0.60	0.60	2.50	✓	0.00%
★★★★★ "excellent value"									
ANZ Bank	Premium Cash Magmnt A	Nil	✓	✗	0.50	0.50	2.50	✓	0.00%
Bananacoast Community	Savings Account S1	6.00m	✓	✓	0.50	Nil	Nil	✓	0.05%
Bananacoast Community	55 Plus Account S49	6.00m	✓	✓	0.50	Nil	Nil	✓	0.00%
Bananacoast Community	Incentive Savings AC S7	6.00m	✓	✓	0.50	Nil	Nil	✓	0.00%
Bank of Queensland	Ultimate Sav Ac-Daily	5.00m	✓	✗	0.65	0.65	2.00	✗	0.01%
BankSA	Freedom Account	6.00m	✓	✗	0.60	0.60	2.50	✓	0.01%
BankWest	Lite Trans - Direct Opt	2.99m	✗	✗	Nil	Nil	3.00	✓	0.01%
Circle Credit Co-op	Super S Account S6	Nil	✓	✗	1.80	0.50	Nil	✓	0.05%
Community CPS Australi	Alliance Account	Nil	✗	✓	1.00	0.60	2.50	✓	0.15%
Credit Union Australia	Freedom Plus	Nil	✓	✗	1.50	0.60	2.00	✓	1.25%
Defence Force CU	National Access Account	Nil	✓	✗	1.50	0.50	Nil	✓	0.10%
Heritage Building Soc	Money Manager Account	Nil	✓	✓	0.55	0.50	1.25	✓	0.25%
Heritage Building Soc	Simply Access S1	Nil	✓	✗	Nil	0.50	Nil	✓	0.10%
Heritage Building Soc	Professional Investor	Nil	✓	✓	0.55	0.50	1.25	✓	0.00%
Heritage Building Soc	Simply Access Special S1	Nil	✓	✗	Nil	1.00	Nil	✓	0.10%
Home Building Society	Twenty-four-seven Plus	Nil	✓	✗	Nil	1.00	Nil	✓	0.05%
Home Building Society	Bonus Saver	Nil	✗	✗	Nil	1.00	Nil	✓	3.00%
Home Building Society	Twenty-four-seven Acct	4.50m	✓	✗	Nil	1.00	Nil	✓	0.05%
HSBC	On-line Savings Account	Nil	✓	✗	Nil	Nil	5.00	✓	0.50%

deposit account star ratings



Section 1. Summary Report - High Transactor - Full Service

Company	Product	Account Keeping Fees, (\$)	Free Transaction	Rebate on fees	Own ATM withdrawal fee, (\$)	Eftpos fee, (\$)	Branch withdrawal fee, (\$)	International ATM	Interest rate, % \$1,000
★★★★ "excellent value"									
Hunter United Credit Un	Cash Management Accou	5.00m	✗	✓	Nil	Nil	Nil	✓	0.00%
Hunter United Credit Un	On Call	5.00m	✗	✓	Nil	Nil	Nil	✓	0.10%
Hunter United Credit Un	Cheque	5.00m	✗	✓	Nil	Nil	Nil	✓	0.10%
nab	eBanking	4.00m	✗	✗	Nil	Nil	3.00	✓	0.01%
nab	Investment Cash Manager	10.00m	✓	✗	0.60	0.60	3.00	✓	0.00%
Newcastle Permanent	Club Account	Nil	✓	✗	0.50	0.40	1.50	✓	0.00%
Police Credit	Multipack - At Call S1	Nil	✗	✗	Nil	Nil	Nil	✓	0.10%
Police CU SA	Cash Management Accou	Nil	✓	✓	0.70	0.75	0.75	✓	0.00%
Satisfac Credit Union	Student Teachers Sav S1	Nil	✓	✗	Nil	0.75	Nil	✓	3.50%
Select Credit Union	Transaction Account 001	2.00m	✓	✓	Nil	0.75	Nil	✓	0.25%
SERVICE ONE Members	Day to Day Account	4.00m	✓	✗	1.00	1.00	1.00	✓	0.10%
St George Bank	Simply Freedom	6.00m	✗	✗	Nil	Nil	Nil	✓	0.00%
St George Bank	Complete Freedom	7.00m	✗	✗	Nil	Nil	Nil	✓	0.00%
Unicom Credit Union	Access Account	Nil	✓	✗	1.50	Nil	1.50	✓	0.05%
★★★ "strong value"									
ANZ Bank	Access Select	2.00m	✓	✗	0.50	0.50	2.50	✓	0.00%
Austral Credit Union	Daily Acc/Spec Sav S1/S2	5.00m	✓	✗	Nil	0.50	3.00	✓	0.05%
Australian Defence CU	Access Savings S1	Nil	✗	✓	Nil	0.65	Nil	✓	0.10%
B & E	Extra Saver S12	Nil	✓	✗	Nil	0.60	2.50	✓	0.10%
B & E	Pension Saver S8	Nil	✓	✗	Nil	0.60	2.50	✓	0.10%
Bank of Queensland	Cash Management Accou	5.00m	✓	✗	0.65	0.65	2.00	✗	0.01%
Capricornia CU	Cash Management Accou	7.50m	✓	✓	0.50	0.50	2.00	✓	3.25%
Citibank	Citicheque Account	5.00m	✓	✗	2.00	2.00	2.00	✓	0.05%
Coastline Credit Union	Access Account S30	5.00m	✗	✗	Nil	Nil	Nil	✓	0.10%
Community CPS Australi	Access Savings AccountS	Nil	✗	✓	1.00	0.60	2.50	✓	0.15%
Community CPS Australi	Bonus Saver Account	Nil	✗	✓	1.00	0.60	2.50	✓	3.15%
Credit Union Australia	Cash Management Ac	Nil	✓	✗	1.50	0.60	2.00	✓	0.00%
Credit Union Australia	Prime Access	Nil	✓	✗	1.00	0.60	2.00	✓	0.10%
Credit Union Australia	Platinum Plus	Nil	✓	✗	1.50	0.60	2.00	✓	1.75%
Greater Building Society	Access Account	Nil	✗	✓	0.50	0.40	1.00	✓	0.25%
Horizon Credit Union	Special Purpose S2/4/5	Nil	✓	✓	1.50	1.00	1.50	✓	0.10%
Horizon Credit Union	RediSavings S1	Nil	✓	✓	1.50	1.00	1.50	✓	0.10%
HSBC	Savings Cheque Account	7.50m	✓	✗	2.00	2.00	3.00	✓	0.50%
Hume Building Society	Cash Management AC S8	Nil	✓	✗	Nil	0.25	1.00	✗	0.00%
Illawarra CU NSW	Access Account	3.00m	✗	✓	0.75	1.00	0.75	✓	0.05%
IMB Limited	Reward Saver	Nil	✗	✓	0.70	0.85	2.25	✓	3.10%
Industries Mutual CU	Visa	Nil	✗	✓	2.00	0.80	2.00	✓	0.50%
Intech Credit Union	Access Saving Account S	Nil	✗	✓	Nil	0.60	1.50	✓	0.10%
Maroondah Credit Union	Access Account S1	Nil	✓	✗	1.50	0.50	1.50	✓	0.25%
mecu	Access Account S1	Nil	✗	✓	1.50	0.60	2.50	✓	0.75%

your guide to product excellence

deposit account star ratings



Section 1. Summary Report - High Transactor - Full Service

Company	Product	Account Keeping Fees, (\$)	Free Transaction	Rebate on fees	Own ATM withdrawal fee, (\$)	Eftpos fee, (\$)	Branch withdrawal fee, (\$)	International ATM	Interest rate, % \$1,000
★★★ "strong value"									
Newcastle Permanent	Statement Savings Acc	Nil	✓	✗	0.50	0.40	1.50	✓	0.10%
Orana Credit Union	Redi Access	Nil	✓	✗	1.50	0.80	3.00	✗	0.00%
Police CU NSW	Easy Access S1	Nil	✓	✗	Nil	0.55	2.00	✓	0.25%
Police CU SA	Redi Access Account S1	Nil	✓	✓	0.70	0.75	0.75	✓	0.05%
Powerstate Credit Union	Cash Management S1	Nil	✗	✓	1.00	1.00	1.00	✓	0.95%
Powerstate Credit Union	Choice Account S1-S7	Nil	✗	✓	1.00	1.00	1.00	✓	0.05%
Railways Credit Union	Everyday Saver S22	Nil	✗	✗	1.30	0.75	1.30	✓	1.00%
RTA Staff CU	Multi-Access Account S4	Nil	✓	✗	1.50	1.50	1.50	✓	0.05%
St George Bank	Investment Cash Account	6.00m	✓	✗	0.60	0.60	2.50	✓	0.00%
University Credit Soc	Visa Access S5	2.00m	✓	✗	1.00	0.60	Nil	✓	0.05%
Victoria Teachers CU	On Call Savings S1	Nil	✓	✗	1.80	0.30	1.00	✓	0.05%
Westpac	Choice eAccount	3.00m	✗	✗	Nil	Nil	3.00	✓	0.00%
★★ "average value"									
Alliance One CreditUnion	Everyday Account	Nil	✓	✗	1.00	1.75	1.75	✓	0.20%
Australian Central CU	My Account	Nil	✓	✗	1.00	1.00	2.50	✓	0.05%
B & E	Easi Saver S20	Nil	✓	✗	Nil	0.60	2.50	✓	0.10%
BankSA	Simply Freedom	6.00m	✗	✗	Nil	Nil	Nil	✓	0.00%
BankSA	Complete Freedom	7.00m	✗	✗	Nil	Nil	Nil	✓	0.00%
Community CPS Australi	Cash Management Accou	Nil	✗	✓	1.00	0.60	2.50	✓	0.15%
Holiday Coast CU	Community Support AC S	Nil	✓	✗	0.80	0.80	0.80	✓	0.25%
Holiday Coast CU	Save More Savings A/c S	5.00m	✓	✗	1.50	0.80	1.50	✓	0.00%
Hume Building Society	All Purpose Account S10	Nil	✓	✗	Nil	0.25	1.00	✗	0.25%
IMB Limited	Cash Management Ac S	Nil	✗	✓	0.70	0.85	2.25	✓	0.00%
IMB Limited	Every Day Account S4	Nil	✗	✓	0.70	0.85	2.25	✓	0.10%
Macquarie Credit Union	Cheque/Card Account S	Nil	✓	✗	1.50	0.50	1.50	✓	0.10%
myState Financial	Access 2 Account	Nil	✓	✗	0.75	0.75	2.50	✓	0.10%
New England CU NSW	Access Account S1	10.00a	✓	✗	1.00	0.60	2.00	✓	0.25%
Railways Credit Union	Everyday Saver S1	Nil	✗	✗	1.30	0.75	1.30	✓	1.00%
Satisfac Credit Union	Everyday Transaction	Nil	✓	✗	Nil	1.50	Nil	✓	0.00%
Savings & Loans CU SA	Cash Manager Account	Nil	✗	✓	1.00	1.00	2.50	✓	0.00%
Savings & Loans CU SA	Visa Savings Account	Nil	✗	✓	1.00	1.00	2.50	✓	0.05%
TAFE & Community CU	Access Account S1,2,3&4	Nil	✓	✗	Nil	0.70	Nil	✓	0.25%
Wagga Mutual Credit Un	Working S1	1.00m	✗	✓	1.00	1.00	2.00	✓	0.10%
★ "satisfactory value"									
BankSA	Investment Cash Account	6.00m	✓	✗	0.60	0.60	2.50	✓	0.00%
Calare Credit Union	On Call Savings Account	Nil	✓	✗	1.50	1.50	Nil	✗	0.10%
Calare Credit Union	Cash Management Accou	Nil	✓	✗	1.50	1.50	Nil	✗	0.00%
Capricornia CU	Personal Banking Account	5.00m	✗	✓	0.50	0.50	2.00	✓	0.00%
Encompass Credit Union	Access Plus S1	Nil	✗	✓	1.50	0.75	0.75	✓	0.01%

deposit account star ratings



Section 1. Summary Report - High Transactor - Full Service

Company	Product	Account Keeping Fees, (\$)	Free Transaction	Rebate on fees	Own ATM withdrawal fee, (\$)	Eftpos fee, (\$)	Branch withdrawal fee, (\$)	International ATM	Interest rate, % \$1,000
★ "satisfactory value"									
Industries Mutual CU	Access	Nil	✗	✓	2.00	0.80	2.00	✓	0.00%
myState Financial	Access Account	Nil	✓	✗	0.75	0.75	2.50	✓	0.05%
Orange Credit Union	All Purpose Savings S1	Nil	✓	✗	0.50	0.50	1.00	✗	1.30%
Qld Teachers CU	Cash Management Accou	Nil	✗	✓	1.25	0.60	2.00	✓	0.01%
Savings & Loans CU SA	Cheque Savings Account	Nil	✗	✓	1.00	1.00	2.50	✗	0.05%
United Credit Union	Cash Management AC	Nil	✗	✓	Nil	0.75	1.75	✓	0.00%
Wagga Mutual Credit Un	CommumitySupport Tran	Nil	✗	✓	1.00	1.00	1.50	✗	1.25%
✧ "rising star"									
BankWest	Hero Transaction Account	Nil	✓	✗	Nil	Nil	Nil	✓	5.00%
HSBC	Premier CMA	N/A	✗	✗	Nil	Nil	Nil	✓	6.00%
nab	Gold Banking	12.00m	✗	✗	Nil	Nil	Nil	✓	0.01%
Police & Nurses Credit	FairSaver Account	2.95m	✗	✗	Nil	Nil	1.95	✓	5.00%

SUPERCEDED

deposit account star ratings



Section 1. Summary Report - Premium Saver

Company	Product	Account Keeping Fees, (\$)	Min opening balance	Phone banking	Internet Facility	Direct Credit	BPay	Institution Standard and Poor Rating	Interest rate, % \$25,000
★★★★★ "superior value"									
Alliance One CreditUnion	eSmart Internet Account	Nil	No min	✓	✓	✓	✓	Not rated	6.25%
ANZ Bank	V2 Plus	Nil	5000.00	✓	✓	✓	✓	AA	5.70%
AWA Credit Union	Cash Management Ac	Nil	10000.00	✓	✓	✓	✓	Not rated	5.80%
Bank of Queensland	Cash Management Accou	5.00m	5000.00	✓	✓	✓	✓	BBB+	5.45%
BankWest	Gold Cash Management	Nil	5000.00	✓	✓	✓	✓	AA-	5.35%
Capricornia CU	E \$aver Account S29	5.00m	1.00	✓	✓	✓	✓	Not rated	6.85%
Commonwealth Bank	Cash Investment Account	5.00m	10000.00	✓	✓	✓	✓	AA	5.75%
Commonwealth Securitie	Direct Invest AC CDIA	Nil	5000.00	✓	✓	✓	✓	AA	4.60%
Companion CU	Savings Direct Acc S16	Nil	No min	✓	✓	✓	✓	Not rated	6.30%
Gateway Credit Union	eMax Saver	Nil	No min	✓	✓	✓	✓	Not rated	6.65%
Home Building Society	Home Cash Maximiser	Nil	No min	✓	✓	✓	✓	BBB	5.20%
HSBC	On-line Savings Account	Nil	2000.00	✓	✓	✓	✓	AA	5.35%
nab	Investment Cash Manager	10.00m	10000.00	✓	✓	✓	✓	AA	5.50%
Qantas Staff CU	At Call Deposits	Nil	No min	✓	✓	✓	✓	Not rated	5.25%
St George Bank	Power Saver Account	Nil	1.00	✓	✓	✓	✓	A+	5.25%
United Credit Union	Double Interest Saver Ac	Nil	No min	✓	✓	✓	✓	Not rated	6.80%
Victoria Teachers CU	Online Saver	Nil	No min	✓	✓	✓	✓	Not rated	6.50%
Westpac	Max-i Direct	Nil	1.00	✓	✓	✓	✗	AA	6.20%
Westpac	Cash Manager	5.00m	No min	✓	✓	✓	✓	AA	5.30%
★★★★★ "excellent value"									
Bananacoast Community	Incentive Savings AC S7	6.00m	5000.00	✓	✓	✓	✓	Not rated	5.45%
BankSA	Power Saver Account	Nil	No min	✓	✓	✓	✓	A+	5.25%
BankWest	Instant Saver	3.00m	No min	✓	✓	✓	✓	AA-	4.75%
Bendigo Bank	Networth Cash Managem	Nil	5000.00	✓	✓	✓	✓	BBB+	4.65%
Credit Union Australia	Cash Management Ac	Nil	1.00	✓	✓	✓	✓	Not rated	4.50%
Credit Union Australia	eSaver	Nil	1.00	✓	✓	✓	✓	Not rated	6.65%
Electricity CU	Smart Saver S10	Nil	11.00	✓	✓	✓	✓	Not rated	5.65%
Greater Building Society	Cash Management Accou	Nil	1.00	✓	✓	✓	✓	BBB+	4.90%
HSBC	Cash Management Accou	10.00m	10000.00	✓	✓	✓	✓	AA	4.70%
Hunter United Credit Un	Cash Management Accou	5.00m	5000.00	✓	✓	✓	✓	Not rated	5.05%
Macquarie Credit Union	Money Market Account S1	Nil	1.00	✓	✓	✓	✓	Not rated	6.65%
Maitland Mutual BS	Cash Management Acct S	Nil	500.00	✓	✓	✓	✓	Not Rated	5.00%
Maritime Workers CU	Cash Management Ac S5	Nil	No min	✓	✓	✓	✓	Not rated	5.60%
Police CU NSW	Market Linked AC S15	Nil	5000.00	✓	✓	✓	✓	Not rated	5.80%
Police CU SA	iSavings	Nil	No min	✓	✓	✓	✓	Not rated	5.15%
Qld Teachers CU	Cash Management Accou	Nil	5000.00	✓	✓	✓	✓	Not rated	4.60%
Transcomm Credit Co-O	Cash Management AC	Nil	5000.00	✓	✓	✓	✗	Not rated	5.25%
Warwick Credit Union	Cash Manager Plus	Nil	No min	✓	✓	✓	✓	Not rated	5.60%
★★★ "strong value"									

your guide to product excellence

deposit account star ratings



Section 1. Summary Report - Premium Saver

Company	Product	Account Keeping Fees, (\$)	Min opening balance	Phone banking	Internet Facility	Direct Credit	BPay	Institution Standard and Poor Rating	Interest rate, % \$25,000
★★★ "strong value"									
ABS Building Society	Cash Management S9	Nil	5000.00	✓	✓	✓	✓	Not rated	4.50%
Adelaide Bank	24Hr Call Money Market	Nil	100000.00	✓	✓	✓	✓	BBB+	3.50%
Adelaide Bank	Cash Management Plus	6.00m	5000.00	✓	✓	✓	✓	BBB+	5.15%
ANZ Bank	Premium Cash Magmnt A	Nil	10000.00	✓	✓	✓	✓	AA	2.00%
Australian Defence CU	Cash Management S9	Nil	No min	✓	✓	✓	✗	Not rated	4.25%
BankSA	Investment Cash Account	6.00m	10000.00	✓	✓	✓	✓	A+	3.20%
Bendigo Bank	Classic Savings Account	Nil	500.00	✓	✓	✓	✓	BBB+	4.20%
Capricornia CU	Cash Management Accou	7.50m	1.00	✓	✓	✓	✓	Not rated	4.70%
Community CPS Australi	Cash Management Accou	Nil	1000.00	✓	✓	✓	✓	Not rated	4.50%
Community CPS Australi	Alliance Account	Nil	1.00	✓	✓	✓	✓	Not rated	4.50%
Credit Union Australia	Platinum Plus	Nil	1.00	✓	✓	✓	✓	Not rated	4.50%
Family First CU	Community Care Acct S	Nil	1.00	✓	✓	✓	✓	Not rated	4.25%
Family First CU	Cash Management AC	Nil	1.00	✓	✓	✓	✓	Not rated	4.25%
Gateway Credit Union	At Call Account	Nil	No min	✓	✓	✓	✓	Not rated	4.55%
Heritage Building Soc	Professional Investor	Nil	5000.00	✓	✓	✓	✓	BBB+	3.25%
IMB Limited	Cash Management Ac S	Nil	5000.00	✓	✓	✓	✓	BBB	4.25%
Manly Warringah CU	Cash Management	Nil	No min	✓	✓	✓	✗	Not rated	5.00%
Powerstate Credit Union	Cash Management S1	Nil	No min	✓	✓	✓	✓	Not rated	4.00%
Qld Police Credit Union	Cash Management Accou	Nil	5000.00	✓	✓	✓	✓	Not rated	4.50%
Savings & Loans CU SA	Cash Manager Account	Nil	No min	✓	✓	✓	✓	Not rated	3.70%
Select Credit Union	Cash Management Acct 0	2.00m	1.00	✓	✓	✓	✗	Not rated	4.00%
St George Bank	Investment Cash Account	6.00m	10000.00	✓	✓	✓	✓	A+	3.20%
SUNCORP	Cash Management Accou	5.00m	No min	✓	✓	✓	✓	A+	1.95%
Transcomm Credit Co-O	30 Day Notice S30	Nil	5000.00	✓	✓	✓	✗	Not rated	4.75%
Victoria Teachers CU	Cash Management AC S	Nil	5000.00	✓	✓	✓	✓	Not rated	4.60%

★★ "average value"									
Alliance One CreditUnion	Cash Management Accou	Nil	No min	✓	✓	✓	✗	Not rated	4.25%
Austral Credit Union	Cash Management S1	Nil	5000.00	✓	✓	✓	✓	Not rated	3.75%
Hume Building Society	Cash Management AC S8	Nil	5000.00	✓	✓	✓	✓	Not rated	3.20%
Police Credit	Investment - At Call S2	Nil	No min	✓	✓	✓	✓	Not rated	4.50%
Queenslanders CU	MoneyMaker Account S5	Nil	1.00	✓	✓	✓	✓	Not rated	4.00%
RTA Staff CU	Redi-Fund S7	Nil	5000.00	✓	✓	✓	✓	Not rated	3.75%
SERVICE ONE Members	Money Management	Nil	2000.00	✓	✓	✓	✓	Not rated	3.00%
SGE Credit Union	Cash Management Acc (1	Nil	No min	✓	✓	✓	✓	Not rated	3.75%

★ "satisfactory value"									
B & E	Pension Saver S8	Nil	10.00	✓	✓	✓	✓	Not rated	3.00%
Calare Credit Union	Cash Management Accou	Nil	No min	✓	✓	✓	✓	Not rated	3.75%
Circle Credit Co-op	30 Days Notice Wdl S8	Nil	500.00	✓	✓	✓	✗	Not rated	4.83%

your guide to product excellence

deposit account star ratings



Section 1. Summary Report - Premium Saver

Company	Product	Account Keeping Fees, (\$)	Min opening balance	Phone banking	Internet Facility	Direct Credit	BPay	Institution Standard and Poor Rating	Interest rate, % \$25,000
★ "satisfactory value"									
Citibank	Investment Account	5.00m	10000.00	✓	✓	✓	✓	AA+	2.00%
Citibank	Cash Management Accou	5.00m	10000.00	✓	✓	✓	✓	AA+	2.00%
Defence Force CU	Cash Management Accou	Nil	1000.00	✓	✓	✓	✓	Not rated	3.50%
Encompass Credit Union	Cash Management S6	Nil	No min	✓	✓	✓	✓	Not rated	3.50%
Holiday Coast CU	Percentage Plus AC S17	Nil	10000.00	✓	✓	✓	✓	Not rated	3.75%
Illawarra CU NSW	Cash Management Accou	Nil	500.00	✓	✓	✓	✓	Not rated	3.25%
La Trobe Country Credit	Millennium Cash Mgnt S2	Nil	5000.00	✓	✓	✓	✓	Not rated	3.25%
Macquarie Credit Union	Investment Account S10	Nil	500.00	✓	✓	✓	✓	Not rated	4.20%
mecu	CMA - Transaction AcCnt	Nil	5000.00	✓	✓	✓	✗	Not rated	3.35%
Orange Credit Union	Christmas Club S4	Nil	No min	✓	✓	✓	✗	Not rated	4.70%
Police CU NSW	Christmas Club S3	Nil	No min	✓	✓	✓	✗	Not rated	5.00%
Police CU SA	Cash Management Accou	Nil	No min	✓	✓	✓	✓	Not rated	3.00%
Qld Police Credit Union	Christmas Club Account	Nil	No min	✓	✓	✓	✓	Not rated	4.00%
Satisfac Credit Union	Student Teachers Sav S1	Nil	No min	✓	✓	✓	✓	Not rated	4.00%
Unicom Credit Union	Cash Management Accou	Nil	500.00	✓	✓	✓	✓	Not rated	3.25%
University Credit Soc	Cheque A Month S2	2.00m	5000.00	✓	✓	✓	✓	Not rated	3.50%
Wagga Mutual Credit Un	Cash Management S2	Nil	5000.00	✓	✓	✓	✓	Not rated	4.25%
✧ "rising star"									
Police & Nurses Credit	FairSaver Account	2.95m	No min	✓	✓	✓	✓	Not rated	5.00%



deposit account star ratings

Section 1. Summary Report - Online Saver

Company	Product	Account Keeping Fees, (\$)	Min opening balance	Phone banking	ATM Facility	Direct Credit	BPay	Institution Standard and Poor Rating	Interest rate, % \$25,000
★★★★★ "superior value"									
Bank of Queensland	WebSavings Account	Nil	1.00	✓	✗	✓	✓	BBB+	6.65%
Bankwest Direct	TeleNet Saver	Nil	No min	✓	✗	✓	✗	AA-	7.20%
Citibank	Citibank Plus Link Svgs	Nil	5000.00	✓	✗	✗	✗	AA+	7.25%
Commonwealth Bank	NetBank Saver	Nil	No min	✓	✗	✓	✗	AA	6.50%
dragondirect	directsaver Account	Nil	No min	✓	✗	✓	✗	A+	7.00%
dragondirect	DIY Super directsaver	Nil	No min	✓	✗	✓	✗	A+	7.00%
HSBC	Serious Saver Account	Nil	No min	✓	✗	✗	✗	AA	6.85%
ING Direct	Savings Maximiser	Nil	No min	✓	✗	✓	✗	AA	6.40%
nab	iSaver	Nil	No min	✓	✗	✓	✗	AA	6.55%
RaboPlus	Savings Account	Nil	1.00	✗	✗	✓	✗	AAA	6.90%
SUNCORP	Everyday Options Sub-Ac	Nil	No min	✓	✗	✓	✓	A+	6.65%
SUNCORP - Outside Qld	Everyday Options-Sub-Ac	Nil	No min	✓	✗	✓	✓	A+	6.65%
Westpac	eSaver	Nil	No min	✓	✗	✗	✓	AA	6.55%
Westpac	Reward Saver	Nil	No min	✓	✓	✓	✓	AA	6.85%
★★★★★ "excellent value"									
Alliance One CreditUnion	eSmart Internet Account	Nil	No min	✓	✗	✓	✓	Not rated	6.25%
AMP Banking	eASYSAVER Account	Nil	No min	✓	✗	✓	✗	A-	6.55%
ANZ Bank	V2 Plus	Nil	5000.00	✓	✓	✓	✓	AA	5.70%
Arab Bank Australia	Cash Management Accou	5.00m	1000.00	✗	✓	✓	✓	A-	6.05%
Austral Credit Union	Net Saver S40	Nil	5000.00	✓	✗	✓	✓	Not rated	6.55%
Australian Central CU	e-savings Account	Nil	2000.00	✓	✗	✓	✗	Not rated	6.30%
Australian Defence CU	Star Saver Direct Ac S20	Nil	No min	✓	✗	✓	✓	Not rated	6.30%
BankSA	Express Saver Account	N/A	No min	✓	✗	✓	✗	A+	6.50%
Capricornia CU	E \$aver Account S29	5.00m	1.00	✓	✗	✓	✓	Not rated	6.85%
Coastline Credit Union	e-Saver S35	Nil	No min	✓	✗	✓	✓	Not rated	6.50%
Community CPS Australi	monEsaver Internet Acc	N/A	1000.00	✓	✗	✓	✓	Not rated	6.40%
Companion CU	Savings Direct Acc S16	Nil	No min	✓	✗	✓	✓	Not rated	6.30%
Credit Union Australia	eSaver	Nil	1.00	✓	✗	✓	✓	Not rated	6.65%
Dnister Ukrainian Credit	iSaver Account	Nil	No min	✓	✗	✓	✓	Not rated	6.55%
Dnister Ukrainian Credit	Bonus Saver	Nil	No min	✓	✗	✓	✓	Not rated	6.00%
Easy Street Fin Services	Easy Savings Account	Nil	No min	✗	✗	✓	✗	Not rated	6.71%
Elders ERBonline	ERBonline Savings	Nil	No min	✓	✗	✓	✓	BBB-	6.75%
Electricity CU	e-Saver	Nil	11.00	✗	✗	✓	✓	Not rated	6.45%
Encompass Credit Union	Emoney Account S30	N/A	No min	✓	✗	✓	✓	Not rated	6.30%
Family First CU	Family e-Saver S8	Nil	2000.00	✓	✗	✓	✗	Not rated	6.50%
FCCS Credit Union	Online Saver Account S70	N/A	1.00	✗	✗	✗	✗	Not rated	6.50%

your guide to product excellence

deposit account star ratings



Section 1. Summary Report - Online Saver

Company	Product	Account Keeping Fees, (\$)	Min opening balance	Phone banking	ATM Facility	Direct Credit	BPay	Institution Standard and Poor Rating	Interest rate, % \$25,000
★★★★ "excellent value"									
Gateway Credit Union	eMax Saver	Nil	No min	✓	✗	✓	✓	Not rated	6.65%
Gosford City Cred Union	Cash Management Acc S	Nil	5000.00	✓	✗	✓	✓	Not rated	6.50%
Greater Building Society	Bonus Saver Account	Nil	No min	✓	✗	✓	✗	BBB+	7.00%
Heritage Building Soc	on-line s@ver	Nil	5000.00	✓	✗	✓	✗	BBB+	6.60%
Horizon Credit Union	HorizonDirect S10	Nil	No min	✗	✗	✓	✗	Not rated	6.55%
HSBC	On-line Savings Account	Nil	2000.00	✓	✓	✓	✓	AA	5.35%
Hume Building Society	iSave	Nil	No min	✓	✗	✓	✓	Not rated	6.60%
Hunter United Credit Un	e-ZYNET Direct	Nil	No min	✓	✗	✓	✗	Not rated	6.25%
Illawarra CU NSW	iQSaver	Nil	No min	✓	✗	✓	✗	Not rated	6.40%
Macquarie Credit Union	Money Market Account S1	Nil	1.00	✓	✗	✓	✓	Not rated	6.65%
Maleny & District Commu	E-Saver Account	Nil	No min	✓	✗	✓	✗	Not rated	6.55%
Maritime Workers CU	Premium Savings Account	Nil	No min	✓	✗	✓	✗	Not rated	6.50%
mecu	Cyber Saver	Nil	5000.00	✓	✗	✓	✗	Not rated	6.65%
Members Equity Bank	InterestME Savings Ac	Nil	No min	✓	✓	✓	✓	BBB	6.75%
Members Equity Bank	ME Online Savings Acct	Nil	No min	✓	✗	✓	✗	BBB	6.70%
nab	Smart Reward Saver	3.00m	No min	✓	✗	✓	✓	AA	6.01%
Newcastle Permanent	Rapid Saver	Nil	1.00	✓	✗	✓	✓	BBB+	7.00%
NSW Teachers CU	Edvest Cash Mgment S	Nil	No min	✓	✗	✓	✓	Not rated	6.75%
NSW Teachers CU	Cash Management AC S	Nil	No min	✓	✗	✓	✓	Not rated	6.70%
Police Credit	EasyInvest - At Call S7	Nil	No min	✓	✗	✓	✓	Not rated	6.50%
Police CU NSW	Online SuperSaver Acc S	Nil	No min	✓	✗	✓	✓	Not rated	6.60%
Powerstate Credit Union	i-Plus S8	Nil	No min	✗	✗	✓	✗	Not rated	6.75%
Qantas Staff CU	Qsaver	Nil	No min	✓	✗	✓	✓	Not rated	6.60%
Qld Professional CU	Netsaver Account S50	Nil	No min	✓	✗	✓	✗	Not rated	6.85%
Qld Teachers CU	eSave	Nil	No min	✓	✗	✓	✓	Not rated	6.50%
Railways Credit Union	Express Saver (\$50)	Nil	No min	✓	✗	✗	✗	Not rated	7.00%
Satisfac Credit Union	Maxinet Savings S11	Nil	No min	✓	✗	✓	✗	Not rated	6.50%
Savings & Loans CU SA	Clik	Nil	2.00	✓	✗	✓	✓	Not rated	6.65%
Select Credit Union	Direct Account 020	N/A	1.00	✓	✗	✓	✗	Not rated	6.75%
Select Credit Union	Direct Account 020	N/A	1.00	✓	✗	✓	✗	Not rated	6.75%
Unicom Credit Union	iQSaver	Nil	1.00	✓	✗	✓	✗	Not rated	6.40%
United Credit Union	Double Interest Saver Ac	Nil	No min	✓	✓	✓	✓	Not rated	6.80%
Victoria Teachers CU	Online Saver	Nil	No min	✓	✗	✓	✓	Not rated	6.50%
Westpac	Max-i Direct	Nil	1.00	✓	✗	✓	✗	AA	6.20%

★★★ "strong value"									
ANZ Bank	Progress Saver	Nil	10.00	✓	✓	✓	✓	AA	4.76%

your guide to product excellence

deposit account star ratings



Section 1. Summary Report - Online Saver

Company	Product	Account Keeping Fees, (\$)	Min opening balance	Phone banking	ATM Facility	Direct Credit	BPay	Institution Standard and Poor Rating	Interest rate, % \$25,000
★★★ "strong value"									
B & E	iCash Management	Nil	1.00	✓	✗	✓	✓	Not rated	6.25%
Bank of Queensland	Bonus Interest Saver Ac	Nil	1.00	✓	✓	✓	✓	BBB+	5.55%
BankSA	Power Saver Account	Nil	No min	✓	✓	✓	✓	A+	5.25%
Bankstown City CU	Money Max Gold	5.00m	1.00	✓	✗	✓	✓	Not rated	6.10%
BankWest	Gold Cash Management	Nil	5000.00	✓	✓	✓	✓	AA-	5.35%
BankWest	Instant Saver	3.00m	No min	✓	✓	✓	✓	AA-	4.75%
Coastline Credit Union	Bonus Reward Saver S2	5.00m	500.00	✓	✗	✓	✓	Not rated	6.00%
Defence Force CU	I-Saver Account	Nil	No min	✓	✗	✓	✓	Not rated	6.25%
Home Building Society	Web Saver Account	Nil	No min	✓	✗	✓	✓	BBB	5.65%
Industries Mutual CU	E-Savings	Nil	No min	✓	✗	✓	✓	Not rated	6.35%
La Trobe Country Credit	Internet Savings S12	Nil	No min	✓	✗	✓	✗	Not rated	6.35%
Maritime Workers CU	Cash Management Ac S5	Nil	No min	✓	✗	✓	✓	Not rated	5.60%
Power Credit Union	Accelerator Online Acct	6.00m	No min	✓	✗	✓	✓	Not rated	6.05%
Qld Police Credit Union	Netlink Direct Ac S20	Nil	No min	✓	✗	✓	✓	Not rated	6.05%
SGE Credit Union	Inetsaver	Nil	No min	✓	✗	✗	✗	Not rated	5.75%
St George Bank	Power Saver Account	Nil	1.00	✓	✓	✓	✓	A+	5.25%
★★ "average value"									
Adelaide Bank	Cash Management Plus	6.00m	5000.00	✓	✓	✓	✓	BBB+	5.15%
AMP Banking	Cash Management Account	Nil	1000.00	✓	✓	✓	✓	A-	6.25%
Bendigo Bank	Money Extra CMA	Nil	2000.00	✓	✗	✓	✓	BBB+	5.15%
Commonwealth Securities	Direct Invest AC CDIA	Nil	5000.00	✓	✓	✓	✓	AA	4.60%
Holiday Coast CU	i-Saver Account S21	Nil	No min	✓	✗	✓	✗	Not rated	6.25%
Illawarra CU NSW	CU+saver	Nil	1.00	✓	✗	✓	✗	Not rated	5.05%
IMB Limited	Reward Saver	Nil	1.00	✓	✓	✓	✓	BBB	5.10%
mecu	CMA - High Yield Account	Nil	5000.00	✓	✗	✓	✗	Not rated	6.10%
Nurses First	Achiever Account	Nil	No min	✓	✗	✓	✓	Not rated	5.50%
Police CU NSW	Market Linked AC S15	Nil	5000.00	✓	✗	✓	✓	Not rated	5.80%
Police CU SA	iSavings	Nil	No min	✓	✗	✓	✓	Not rated	5.15%
Unicom Credit Union	CU+saver	Nil	1.00	✓	✗	✓	✗	Not rated	5.05%
Victoria Teachers CU	Home Bonus Saver Acc S	Nil	No min	✓	✗	✓	✓	Not rated	5.55%
Warwick Credit Union	Cash Manager Online	Nil	No min	✓	✗	✓	✓	Not rated	5.75%
★ "satisfactory value"									
Bananacoast Community	Community Saver Ac S6	Nil	No min	✓	✗	✓	✓	Not rated	4.50%
Bananacoast Community	55 Plus Account S49	6.00m	5000.00	✓	✓	✓	✓	Not rated	5.50%
Bananacoast Community	Incentive Savings AC S7	6.00m	5000.00	✓	✓	✓	✓	Not rated	5.45%

deposit account star ratings



Section 1. Summary Report - Online Saver

Company	Product	Account Keeping Fees, (\$)	Min opening balance	Phone banking	ATM Facility	Direct Credit	BPay	Institution Standard and Poor Rating	Interest rate, % \$25,000
★ "satisfactory value"									
Bendigo Bank	Networth Cash Managem	Nil	5000.00	✓	✓	✓	✓	BBB+	4.65%
Bendigo Bank	Classic Savings Account	Nil	500.00	✓	✗	✓	✓	BBB+	4.20%
Capricornia CU	Cash Management Accou	7.50m	1.00	✓	✓	✓	✓	Not rated	4.70%
Circle Credit Co-op	30 Days Notice Wdl S8	Nil	500.00	✓	✗	✓	✗	Not rated	4.83%
Credit Union Australia	Cash Management Ac	Nil	1.00	✓	✓	✓	✓	Not rated	4.50%
Elders Rural Bank	Gold Cash Management	5.00m	5000.00	✓	✓	✓	✓	BBB-	4.50%
Elders Rural Bank	Cash Management Accou	5.00m	5000.00	✓	✗	✓	✓	BBB-	4.50%
Electricity CU	Smart Saver S10	Nil	11.00	✓	✗	✓	✓	Not rated	5.65%
FCCS Credit Union	Access Saver Account S6	Nil	1.00	✓	✗	✓	✗	Not rated	5.50%
Gateway Credit Union	Christmas Club Account	Nil	No min	✓	✗	✓	✓	Not rated	4.80%
Greater Building Society	Cash Management Accou	Nil	1.00	✓	✗	✓	✓	BBB+	4.90%
Home Building Society	Home Cash Maximiser	Nil	No min	✓	✓	✓	✓	BBB	5.20%
HSBC	Cash Management Accou	10.00m	10000.00	✓	✓	✓	✓	AA	4.70%
Hunter United Credit Un	Cash Management Accou	5.00m	5000.00	✓	✓	✓	✓	Not rated	5.05%
Lysaght Credit Union	Notice Of Withdrawal	Nil	No min	✓	✗	✓	✓	Not rated	5.00%
Maitland Mutual BS	Cash Management Acct S	Nil	500.00	✓	✗	✓	✓	Not Rated	5.00%
Newcastle Permanent	Money Management Acct	Nil	5000.00	✓	✗	✓	✓	BBB+	5.00%
Orange Credit Union	Golden Account S10	Nil	5000.00	✓	✗	✓	✗	Not rated	5.00%
Orange Credit Union	Christmas Club S4	Nil	No min	✓	✗	✓	✗	Not rated	4.70%
Police CU NSW	Christmas Club S3	Nil	No min	✓	✗	✓	✗	Not rated	5.00%
Qantas Staff CU	At Call Deposits	Nil	No min	✓	✓	✓	✓	Not rated	5.25%
Satisfac Credit Union	Bonus Savings Account S	Nil	No min	✓	✗	✓	✗	Not rated	5.15%
Transcomm Credit Co-O	Cash Management AC	Nil	5000.00	✓	✗	✓	✗	Not rated	5.25%
✧ "rising star"									
Hunter United Credit Un	XLR8	5m	No min	✓	✗	✓	✗	Not rated	7.00%
NSW Teachers CU	Online Savings Account	Nil	No min	✓	✗	✓	✗	Not rated	6.75%
Nurses First	CashSaver Account	Nil	No min	✓	✗	✓	✗	Not rated	6.50%
Police & Nurses Credit	CashSaver Account	Nil	No min	✓	✗	✓	✗	Not rated	6.50%

deposit account star ratings



Section 1. Summary Report - Junior Saver

Company	Product	Account Keeping Fees, (\$)	Free Transaction	Own ATM withdrawal fee, (\$)	Min opening deposit, (\$)	Branch withdrawal fee, (\$)	SP	Interest rate	
								\$500	\$5,000
★★★★★ "superior value"									
ANZ Bank	Progress Saver for Kids	Nil	✓	Nil	10.00	Nil	AA	4.76%	4.76%
BankWest	Children's Savings Acct	Nil	✓	N/A	No min	Nil	AA-	3.50%	4.50%
BankWest	Kids' Bonus Saver	Nil	✓	N/A	No min	Nil	AA-	10.01%	0.00%
Commonwealth Bank	Youthsaver Account	Nil	✓	Nil	No min	Nil	AA	3.01%	3.01%
Gateway Credit Union	Dollaroo Jnr Savr	Nil	✓	N/A	No min	Nil	Not rated	4.90%	4.90%
mecu	mysaver	Nil	✓	1.50	No min	2.50	Not rated	6.50%	6.50%
nab	Smart Junior Saver	Nil	✓	N/A	No min	Nil	AA	5.75%	5.75%
Victoria Teachers CU	First Saver	Nil	✓	Nil	1.00	Nil	Not rated	5.00%	6.50%
★★★★★ "excellent value"									
Alliance One CreditUnion	Young Achiever Account	Nil	✓	N/A	No min	Nil	Not rated	4.25%	4.25%
IMB Limited	Balance+ Account	Nil	✓	Nil	1.00	Nil	BBB	3.10%	3.25%
Maitland Mutual BS	Young Endeavour S12	Nil	✓	N/A	No min	Nil	Not Rated	4.00%	4.00%
New England CU NSW	Youth Account	Nil	✓	1.00	No min	2.00	Not rated	4.00%	4.00%
Orange Credit Union	Super Saver S50	Nil	✓	N/A	No min	1.00	Not rated	4.50%	4.50%
★★★ "strong value"									
Australian Central CU	Future Saver Account	Nil	✓	N/A	No min	2.50	Not rated	3.05%	3.10%
Bendigo Bank	Piggy Bank Account	Nil	✓	N/A	1.00	Nil	BBB+	1.70%	1.70%
Community CPS Australi	Bonus Saver Acct (Youth)	Nil	✓	1.00	No min	2.50	Not rated	3.15%	3.65%
Home Building Society	Children's Account	Nil	✓	N/A	No min	Nil	BBB	3.00%	3.10%
IMB Limited	Zoo Account	Nil	✓	N/A	1.00	Nil	BBB	3.10%	3.25%
La Trobe Country Credit	Young Savers Account	Nil	✓	N/A	No min	1.75	Not rated	2.50%	2.50%
Maroondah Credit Union	Super Savers Club S10	Nil	✓	N/A	No min	Nil	Not rated	2.95%	2.95%
myState Financial	Youth Account	Nil	✓	Nil	No min	3.00	Not rated	3.50%	3.50%
Police Credit	Little Coppers Club S3	Nil	✓	N/A	No min	Nil	Not rated	3.00%	3.00%
Qld Police Credit Union	Junior Savers	Nil	✓	Nil	No min	Nil	Not rated	2.00%	2.00%
Savings & Loans CU SA	Treasure Chest	Nil	✓	N/A	No min	2.50	Not rated	3.35%	3.50%
SUNCORP	Everyday Saver-Under 18	Nil	✓	Nil	No min	2.50	A+	3.01%	3.01%
★★ "average value"									
Austral Credit Union	Super Saver/B.U. S15/S1	Nil	✓	Nil	No min	3.00	Not rated	1.50%	1.50%
Fire Services CU	Sunny Squirrel Sav S11	Nil	✓	N/A	No min	Nil	Not rated	2.20%	2.20%
TAFE & Community CU	Super Saver Account	Nil	✓	N/A	No min	Nil	Not rated	2.00%	2.00%
TAFE & Community CU	Total Freedom Account	Nil	✓	Nil	No min	Nil	Not rated	2.00%	2.00%
★ "satisfactory value"									
Australian Defence CU	Children's Savings Acc	Nil	✓	Nil	No min	Nil	Not rated	1.50%	2.00%

your guide to product excellence

deposit account star ratings



Section 1. Summary Report - Junior Saver

Company	Product	Account Keeping Fees, (\$)	Free Transaction	Own ATM withdrawal fee, (\$)	Min opening deposit, (\$)	Branch withdrawal fee, (\$)	SP	Interest rate	
								\$500	\$5,000

★ "satisfactory value"

Community CPS Australi	Junior Savers Club S12	Nil	✓	1.00	No min	2.50	Not rated	2.00%	2.00%
Community CPS Australi	BU Savings Account	Nil	✓	1.00	No min	2.50	Not rated	2.00%	2.00%
Community First CU	Pocket Power	Nil	✓	N/A	No min	Nil	Not rated	0.50%	2.00%
Electricity CU	Just for Kids S8	Nil	✓	Nil	11.00	Nil	Not rated	1.00%	1.00%
Ericsson Employee Co O	Young Achievers S11	N/A	✓	N/A	No min	Nil	Not rated	1.50%	2.75%
FCCS Credit Union	Junior Saver AC S50	Nil	✓	N/A	1.00	Nil	Not rated	1.00%	1.00%
Greater Building Society	Little Bucks	Nil	✓	0.50	1.00	1.00	BBB+	0.50%	1.00%
Heritage Isle CU	Junior Savers S2	Nil	✓	N/A	No min	Nil	Not rated	0.50%	0.50%
Horizon Credit Union	Teen Saver S18	Nil	✓	1.50	No min	1.50	Not rated	0.50%	0.50%
Hume Building Society	Clancy Koala Club S2	Nil	✓	N/A	1.00	Nil	Not rated	1.50%	1.50%
Illawarra CU NSW	JuniorSaver	Nil	✓	N/A	1.00	Nil	Not rated	0.25%	3.00%
NSW Teachers CU	Under 18 Account S99	Nil	✓	Nil	No min	Nil	Not rated	1.50%	1.50%
Orana Credit Union	Super Saver Bug Account	Nil	✓	N/A	No min	Nil	Not rated	1.00%	1.00%
Unicom Credit Union	JuniorSaver	Nil	✓	N/A	1.00	Nil	Not rated	0.25%	3.00%
University Credit Soc	Super Savers S7	Nil	✓	N/A	No min	5.00	Not rated	1.00%	3.00%
Victoria Teachers CU	First Access	Nil	✓	Nil	1.00	Nil	Not rated	0.75%	0.75%

your guide to product excellence



What is the CANNEX deposit star ratings?

CANNEX deposit star ratings is a sophisticated rating methodology, unique to CANNEX, that compares deposit products in Australia. CANNEX star rated products represent a short list of financial products. This short list narrows the search for consumers to products that have been independently assessed and ranked. All star rated deposit accounts rated from one to five achieved a grade suitable for consumers to consider with qualities ranging from “Superior” to “Satisfactory”. The CANNEX deposit star ratings is a transparent analysis comparing all types of deposit accounts for an array of characteristics such as:

- Interest Rates
- Fees
- Free transactions
- Accessibility
- Rebates
- Features

The results are reflected in a consumer-friendly 5-star concept. The star ratings from the CANNEX deposit star ratings are described as follows:

- ★★★★★ Superior Product
- ★★★★ Excellent Product
- ★★★ Strong Product
- ★★ Average Product
- ★ Satisfactory Product
- ☆ Rising Star

Only the top 75% of the deposit accounts examined actually receive a star rating between 1 and 5. Rising Stars are those products that would be rated 3-star or higher but have not been in the market for over six months. Rising Star products will be formally rated in the next rating period once more historical data is available.

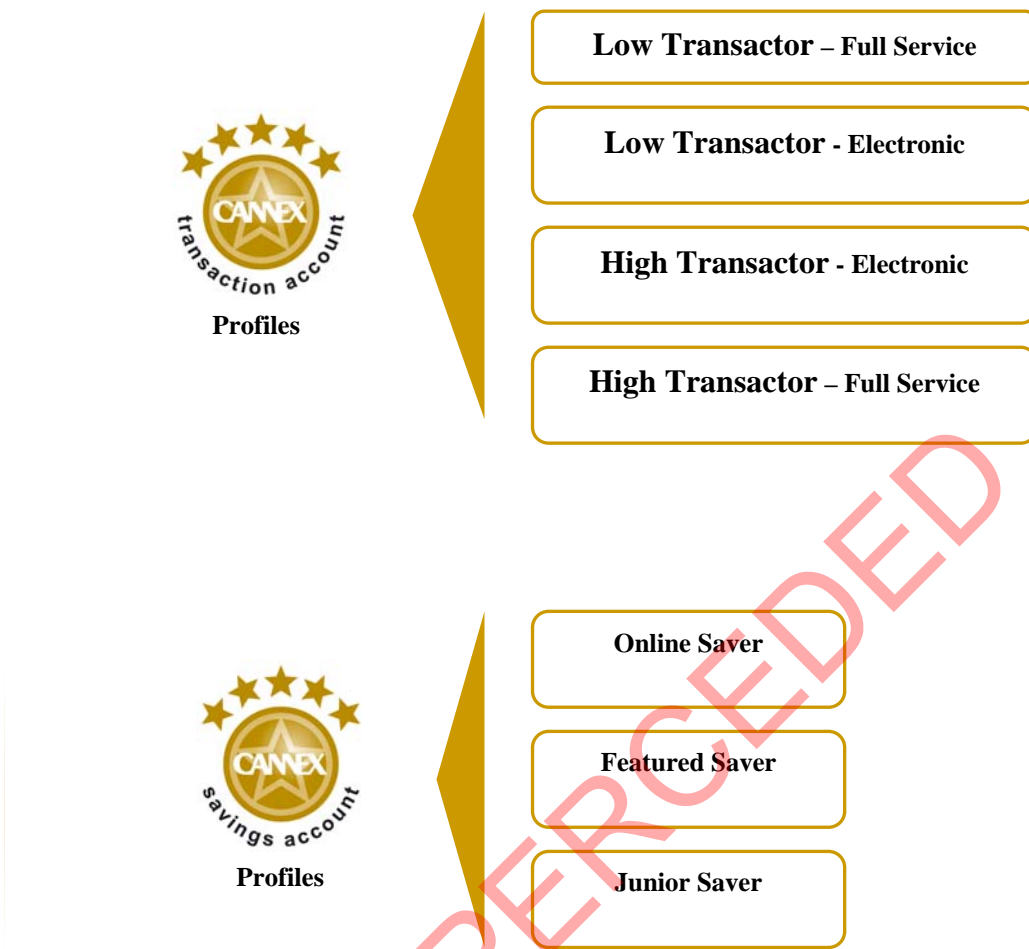
What types of products are evaluated by CANNEX deposit account star ratings?

The following account types are assessed in the ratings:

- Personal transaction accounts
- Savings and investment accounts
- High yield accounts
- Childrens' accounts

How are the CANNEX deposit account star ratings structured?

CANNEX recognises that deposit account users have different needs in terms of saving and transacting. Hence the CANNEX deposit account star ratings methodology has been designed to reflect a range of transacting and savings styles. Specifically the ratings consist of the following sub-sections:



The star ratings methodology differs for each customer segment in terms of the relative importance placed on the fees and features of the products assessed.

How does it work?

How are the 'stars' calculated?

Each deposit account reviewed for the **CANEX deposit account star ratings** is awarded points for its comparative Pricing and for the array of positive Features attached to the account. These features include accessibility, conditions attached to interest payments and S&P rating of the institution offering the product. Points are aggregated to achieve a Pricing score (P) and the Features score (F)

To arrive at the total score CANEX applies a weight (w) against the P and F. This weight will vary for each customer profile and will reflect the relative importance of either costs or features in determining the best deposit account. This method can be summarised as:

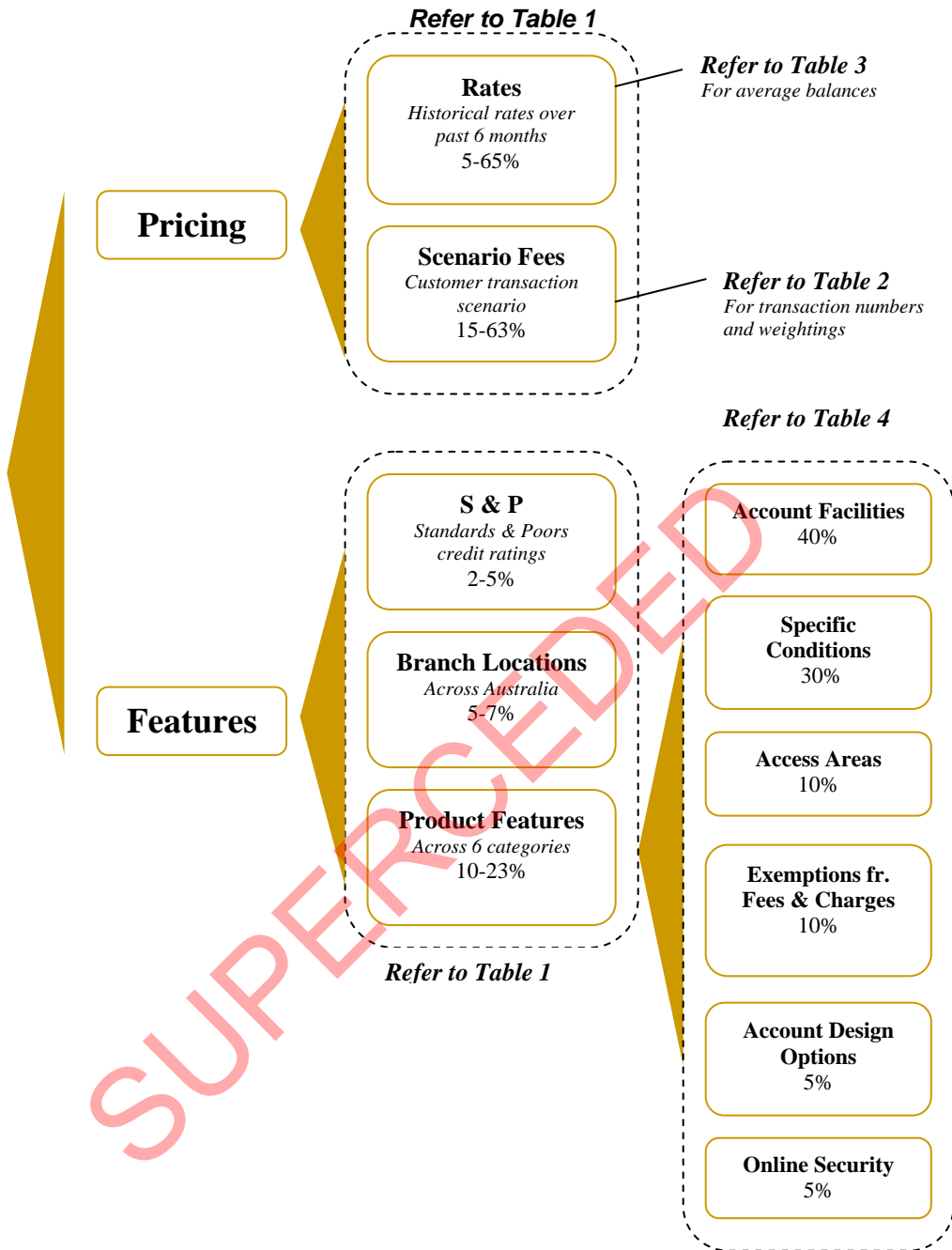
$$\text{TOTAL SCORE (T)} = \text{PRICING (P)} + \text{FEATURES SCORE (F)}$$



CANNEX star ratings methodology



Rated across 7 profiles



Total Score

The Pricing (P) plus Features (F) point scores are indexed and then totaled to provide the Total Index Points. Stars are awarded according to the Total Index Points.

Weightings

The factors described above are weighted differently for each customer profile. This is done in recognition of the relative importance of the different product components to each type of customer. The process considers each profile separately and assigns weights representative of that account type (see Table 1 below).

TABLE 1



CANNEX star ratings methodology

CANNEX deposit account star ratings WEIGHTINGS						
	PRICING (P)		FEATURES (F)			TOTAL (P+F)
	Rates	Scenarios	S&P	Product features	Access	
Full Service – High/Low Transactor	5%	63%	2%	23%	7%	100%
Electronic – High/Low Transactor	5%	63%	2%	23%	7%	100%
Featured Savings***	65%	15%	5%	10%	5%	100%
Online saver****	65%	15%	5%	10%	5%	100%
Junior saver	65%	15%	5%	10%	5%	100%

. Cost calculations consider current fees and historical interest rates associated with the accounts
 . Features calculations consider features/parameters, flexibility, terms and condition
 . Deposit products required to pay a minimum of 3% on a \$100,000 balance in order to be rated in this profile
 . Deposit products required to pay a minimum of 4% on a \$25,000 balance in order to be rated in this profile

CANNEX accounts for both current and historical interest rates in the calculation of the PRICING (P) component of each product's overall score. Current fees are also used in the calculation of P. P comprises of:

- 1) **Current pricing** – applying current fees to scenarios for each of the various transacting and saving profiles
- 2) **Historical Performance** – compares the products' interest rate histories over the past 6 months. Interest rate tiers are taken into account.

The scenario analysis is conducted using CANNEX' unique transaction calculator, which incorporates essential transaction fees and charges, rebates and free transactions. The calculator interlinks the transaction behaviour of 500 hypothetical depositors with the pricing structure of the deposit accounts. The products with the lowest cost receive the highest score in the scenario analysis.

The following table describes the number of transactions and channels used in the scenarios.



CANNEX star ratings methodology

TABLE 2

CANNEX deposit account star ratings™ scenario description					
	Full Service – High/(Low) Transactor	Electronic – High/(Low) Transactor	Featured Savings	Online saver	Junior saver
Average no. of transactions	35/(10)	35/(10)	10	5	5
ATM withdrawal own network	10%	25%	N/A	N/A	N/A
ATM withdrawal other network	5%	10%	N/A	N/A	N/A
Branch cash withdrawal	15%	N/A	30%	N/A	100%
Cheque deposit	10%	N/A	N/A	N/A	N/A
Cheque withdrawal	20%	N/A	N/A	N/A	N/A
Direct Debit	5%	10%	20%	N/A	N/A
EFTPOS transaction	30%	40%	N/A	N/A	N/A
Internet transaction	N/A	10%	30%	100%	N/A
Phone transaction - VRS	N/A	N/A	20%	N/A	N/A
Telephone BPAY	5%	5%	N/A	N/A	N/A

The scenario analysis is conducted using CANNEX' unique transaction calculator, which incorporates essential transaction fees and charges, rebates and free transactions. The calculator interlinks the transaction behaviour of 500 hypothetical depositors with the pricing structure of the deposit accounts. The products with the lowest cost receive the highest score in the scenario analysis.

CANNEX' methodology accounts for the tiered interest rate structure of deposit accounts. The tiers for historical rate calculations were applied in the following manner:

TABLE 3

CANNEX deposit account star ratings interest rate tiers			
	Tier 1, \$	Tier 2, \$	Tier 3, \$
Full Service – High/Low Transactor	1,000	2,000	5,000
Electronic – High/Low Transactor	1,000	2,000	5,000
Featured Savings	25,000	100,000	250,000
Online Saver	5,000	10,000	25,000
Junior Saver	500	1,000	2,000

Features (F)

FEATURES (F) consist of the following sections:

- 1) **Branch location** – takes into account the geographical presence of the institution
- 2) **Product features** – takes into account over 100 product features with weights given to each relevant area. Examples include minimum opening deposit, minimum withdrawal, ATM facilities,

TABLE 4

Category Description	Weights %
Account Facilities	40
Specific Conditions	30
Access Areas	10
Exemptions From Fees & Charges	10
Account Design Options	5
Online Security	5
Total	100

3) **S & P rating** – takes into account S&P rating of the institution offering the product

The branch location score is designed to reflect geographical coverage. Generally the larger institutions, such as major banks will get a higher score.

Each of the product features is allocated points that are awarded for positive deposit account traits such as no fees or greater flexibility. As features are relatively static, they are not measured over time.

Credit ratings of the institution may play a relatively important role especially for larger depositors. The S&P rating is an independent assessment of the institution’s credit rating. For further information on these ratings visit <http://www.standardandpoors.com.au>

How often are all the products reviewed for rating purposes?

All ratings are fully recalculated every six months based on the latest features offered by each provider. CANNEX also monitors changes on an ongoing basis. The results are published in a variety of mediums (newspapers, magazines, television, websites etc)

Does CANNEX rate other product areas?

YES. CANNEX also rates credit cards, rewards programs, mortgages, low-doc home loans, reverse mortgages, personal loans, margin lending, package banking, business banking and car insurance. These star ratings use similar methodologies to the *deposits star ratings*. This guarantees the quality and transparency of these other star ratings. The use of similar star ratings logos also builds consumer recognition of quality products across product categories.

Please access the CANNEX website <http://www.cannex.com.au> if you would like to download the latest CANNEX star ratings reports for the products of interest.





CANNEX *star ratings* methodology

DISCLAIMER

To the extent that any CANNEX data, ratings or commentary constitutes general advice, this advice has been prepared by CANNEX (Aust) Pty Ltd ABN 21 053 646 165 AFSL 312804 and does not take into account your individual investment objectives, financial circumstances or needs. Information provided does not constitute financial, taxation or other professional advice and should not be relied upon as such. CANNEX recommends that, before you make any financial decision, you seek professional advice from a suitably qualified adviser. A Product Disclosure Statement relating to the product should also be obtained and considered before making any decision about whether to acquire the product. CANNEX acknowledges that past performance is not a reliable indicator of future performance.

Please refer to CANNEX's FSG for more information at www.cannex.com.au

SUPERCEDED