



METHODOLOGY MANAGED FUNDS

STAR RATINGS & AWARDS

March 2021

What are the Canstar Managed Funds Star Ratings?

Canstar's Managed Funds Star Ratings involve a sophisticated and unique ratings methodology that compares both performance and features across managed funds. Canstar Star Ratings represent a shortlist of products, enabling consumers to narrow their search to funds that have been assessed and ranked.

Ratings range from five to one star. Five Star rated products have been assessed as being in the top 10% of products considered within the group of products being assessed.

Eligibility requirements for the Managed Funds Star Ratings

To be eligible for the Canstar Managed Funds Star Ratings, a fund must:

- Have an initial required investment amount equal to or less than \$25,000.
- Be available directly to the consumer, or via direct application.
- Not have an entry fee (or deferred entry fee), initial contribution fee or establishment fee.
- Have a minimum of 5 years of performance history available at time of data handover. However, where a fund has been available for less than five years, an indicative rating will be provided for funds that have been available for a minimum of three years. In these instances, funds are compared against their peers for the period over which they have been available.
- Be open to new investors.
- Have minimum funds under management (FUM) of \$50m.
- Not be hedge fund or an ETF.
- Not be available only via a platform.

Star Rating Profile

Canstar's Managed Funds Star Ratings are the underlying Star Ratings used in the Managed Fund Award calculations. The individual profile Star Ratings analyse and compare managed funds within one of eleven different profiles.

There are two categories of profile considered in the Star Ratings, Multi-Sector and Single Asset Class funds.

Multi-Sector

Multi sector funds receive a rating in one of the four potential profiles based on growth asset allocation.

The table below provides an outline of profiles considered.

Profile	Benchmark	
	Growth Asset Allocation	Definition
Multi-Sector Moderate	21-40%	Multi-Sector Moderate consists of funds that invest in a number of sectors and have between 21% and 40% of their investments exposed to the growth sectors. These are typically defined as equity and property asset classes.
Multi-Sector Balanced	41% - 60%	Multi-Sector Balanced funds invest in a number of sectors and have 41% to 60% of their assets in growth sectors. These are typically defined as equity and property asset classes.
Multi-Sector Growth	61%-80%	Multi-Sector Growth funds invest in a number of sectors and have between 61% and 80% of their assets in growth sectors. These are typically defined as equity and property asset classes.
Multi-Sector Aggressive	Over 80%	Multi-Sector Aggressive funds invest in a number of sectors and have over 80% of their assets in growth sectors. These are typically defined as equity and property asset classes.
Source: Morningstar Category Definitions, https://corporate.morningstar.com/au/documents/MethodologyDocuments/MethodologyPapers/CategoryDefinitionsAustralia.pdf		

Single Asset Class Funds

Single Asset Class funds receive a rating in one of seven profiles, inclusive of fifteen fund categories. The seven profiles considered are:

- Australian Cash
- Australian Fixed Interest
- Australian Property
- Australian Shares – Large Cap
- Australian Shares – Mid/Small Cap
- Global Fixed Income & Bonds
- Global Shares – Large Cap

The table on the following page provides an outline of the fund categories considered within each profile along with their definitions.

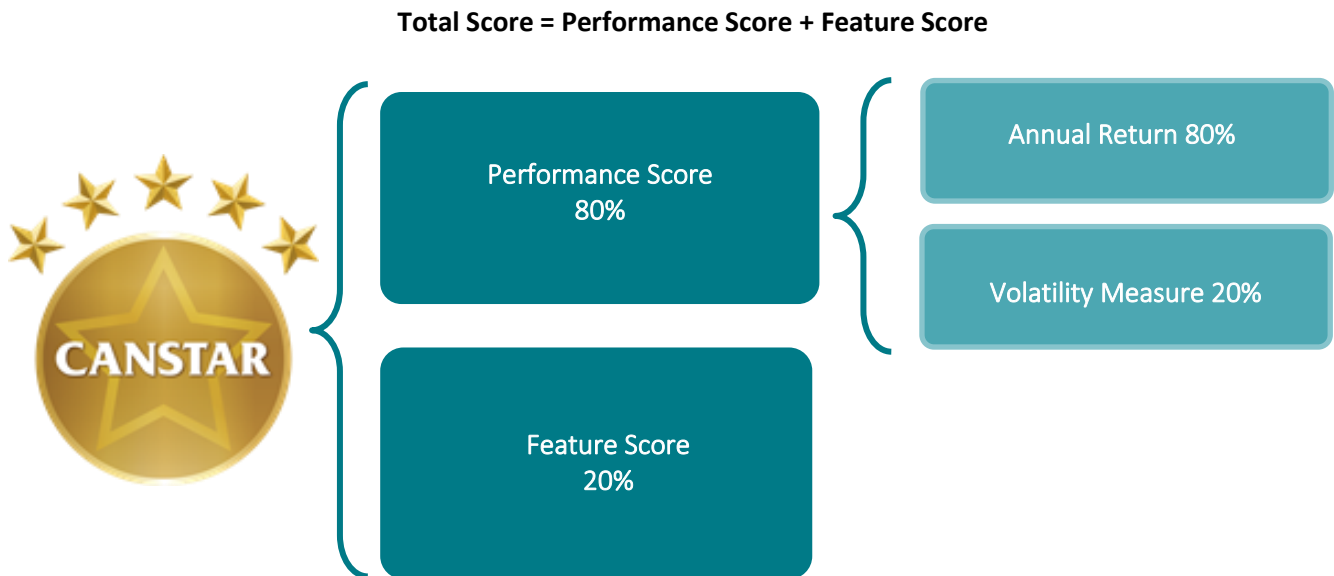
Fund Category	Definition
Australian Cash	
Australian Cash	Investment predominantly in highly liquid securities, such as bank deposits and bank bills. The overall maturity is expected to be less than one year. Exposures to cash/overnight accounts are also included.
Australian Fixed Interest	
Australian Short Term Fixed Interest	Investment predominantly in highly liquid securities, such as bank deposits and bank bills. They may also invest in direct fixed interest securities, as well as high quality corporate debt and asset-backed securities. They can also use derivatives to hedge and exploit market conditions. The overall maturity is expected to be less than one year. The average credit quality of the fund is typically 'A' or above, as rated by a recognised credit ratings agency.
Australian Bond	These include government and corporate debt, with terms to maturity generally greater than one year. The average credit quality of the fund is typically 'A –' or above, as rated by a recognised credit ratings agency.
Australian Shares – Large Cap	
<i>Stocks in the top 70% of the capitalisation of the equities market are defined as large cap.</i>	
Equity Australia Large Blend	The blend style is assigned to portfolios where neither growth- nor value characterised stocks dominate.
Equity Australia Large Growth	Generally characterised by high growth expectations (high growth rates for earnings, sales, book value, and cash flow) and high valuations (high price ratios and low dividend yields). Many portfolios focus on companies in rapidly expanding industries.
Equity Australia Large Value	Value is generally characterised by low stock valuations (low price ratios and high dividend yields) and low growth rates (low growth rates for earnings, sales, book value, and cash flow).
Australian Shares – Mid/Small Cap	
<i>Stocks in the bottom 30% of the capitalisation of the Australian equities market are defined as mid/small-cap.</i>	
Equity Australia Mid/Small Blend	The blend style is assigned to portfolios where neither growth- nor value characterised stocks predominate.
Equity Australia Mid/Small Growth	Growth stocks are generally characterised by high growth expectations (high growth rates for earnings, sales, book value, and cash flow) and high valuations (high price ratios and low

	dividend yields). Most portfolios focus on companies in rapidly expanding industries.
Equity Australia Mid/Small Value	Value stocks are generally characterised by low stock valuations (low price ratios and high dividend yields) and low growth rates (low growth rates for earnings, sales, book value, and cash flow).
Global Fixed Income & Bonds	
Bond- Global	Invest in foreign government and corporate debt, with terms to maturity generally greater than one year. The average credit quality of the fund is typically 'A –' or above, as rated by a recognised ratings agency.
Bond- Global/Australia	These consist of both government and corporate debt, with terms to maturity generally greater than one year. A small portion may also be invested in cash or cash-like securities to hedge currency risks. At least 25% of the portfolio invested in Australian Bonds is required.
Global Shares – Large Cap	
<i>Stocks in the top 70% of the capitalisation of the equities market are defined as large-cap.</i>	
Equity World Large Blend	The portfolio is not defined by an exposure to a single sector or region. The blend style is assigned to portfolios where neither growth nor value characterised stocks predominate.
Equity World Large Growth	Growth stocks are generally characterised by high growth expectations (high growth rates for earnings, sales, book value, and cash flow) and high valuations (high price ratios and low dividend yields). Most portfolios focus on companies in rapidly expanding industries.
Equity World Large Value	Value stocks are generally characterised by low stock valuations (low price ratios and high dividend yields) and low growth rates (low growth rates for earnings, sales, book value, and cash flow).
Australian Property	
Australian Property	Funds invest almost exclusively in Australian listed property trusts. This may be either completely in their own right or through property syndicates. At least 75% of the portfolio is invested in listed property, with a smaller component in direct property and/or cash.
<p>Source: Morningstar Category Definitions, https://corporate.morningstar.com/au/documents/MethodologyDocuments/MethodologyPapers/CategoryDefinitionsAustralia.pdf</p>	

How are the Star Ratings Calculated?


Each eligible Managed Fund reviewed is awarded points for its performance and the array of features attached to the fund. Points are aggregated to achieve performance score and feature score.

To arrive at the total score, Canstar applies a weight against the performance score and the feature score. The weights reflect the relative importance of performance and features. This method can be summarised as:




Performance Score (80%)

The performance score is made up of two components, an annual return score and a risk adjusted measure score. The performance score can be summarised as:



Annual returns are calculated using the annual investment returns of a fund over the most recent five-year period, with equal weight placed on each year. The fund with the highest annual return is allocated the maximum score, with all remaining funds within the profile scored against it. Investment returns are net of all fund fees and accrued tax.

The Risk Adjusted measure is made up of two equally weighted components, Sharpe ratio and Sortino ratio.



Description	
Sharpe Ratio	A measure of a funds excess return relative to the total variability of the fund.
Sortino Ratio	A measure of a funds excess return relative to the total downside variability of the fund.

Note that these movements in value of an investment are not realized as gains or losses until funds are accessed.

Feature Score (20%)

The feature score takes into account a number of features within four different categories, with individual features allocated points and each category, and subcategory, assigned a weighting. The fund with the highest feature score is allocated the maximum score, with all remaining products within the profile scored against it.

Category/Subcategory	Weight
Opening	20%
Application	50%
Payment	50%
Investment Flexibility	50%
Investment Options	50%
Distribution	50%
Support	20%
Closing	10%

What are the Canstar Managed Fund awards?

Canstar's Managed Fund awards recognise the providers that provide outstanding value to investors through either an individual fund's performance in a specific Star Rating profile, or their range of funds in different investment categories.

There are 4 individual awards that make up the Managed Funds Awards:

Outstanding Value – Managed Fund: awarded to Outstanding Value funds in an individual Star Rating profile

Provider of the Year – Managed Funds: awarded to the provider with the highest cumulative performance across Global Equities, Australian Equities and Multi-Sector Funds Star Rating profiles

Provider of the Year – Managed Funds (Australian Equities): awarded to the provider with the highest cumulative performance across Australian Equities Star Rating profiles

Provider of the Year – Managed Funds (Multi-Sector Funds): awarded to the provider with the highest cumulative performance across Multi-Sector Funds Star Rating profiles

How are the Canstar Managed Funds Awards Calculated?

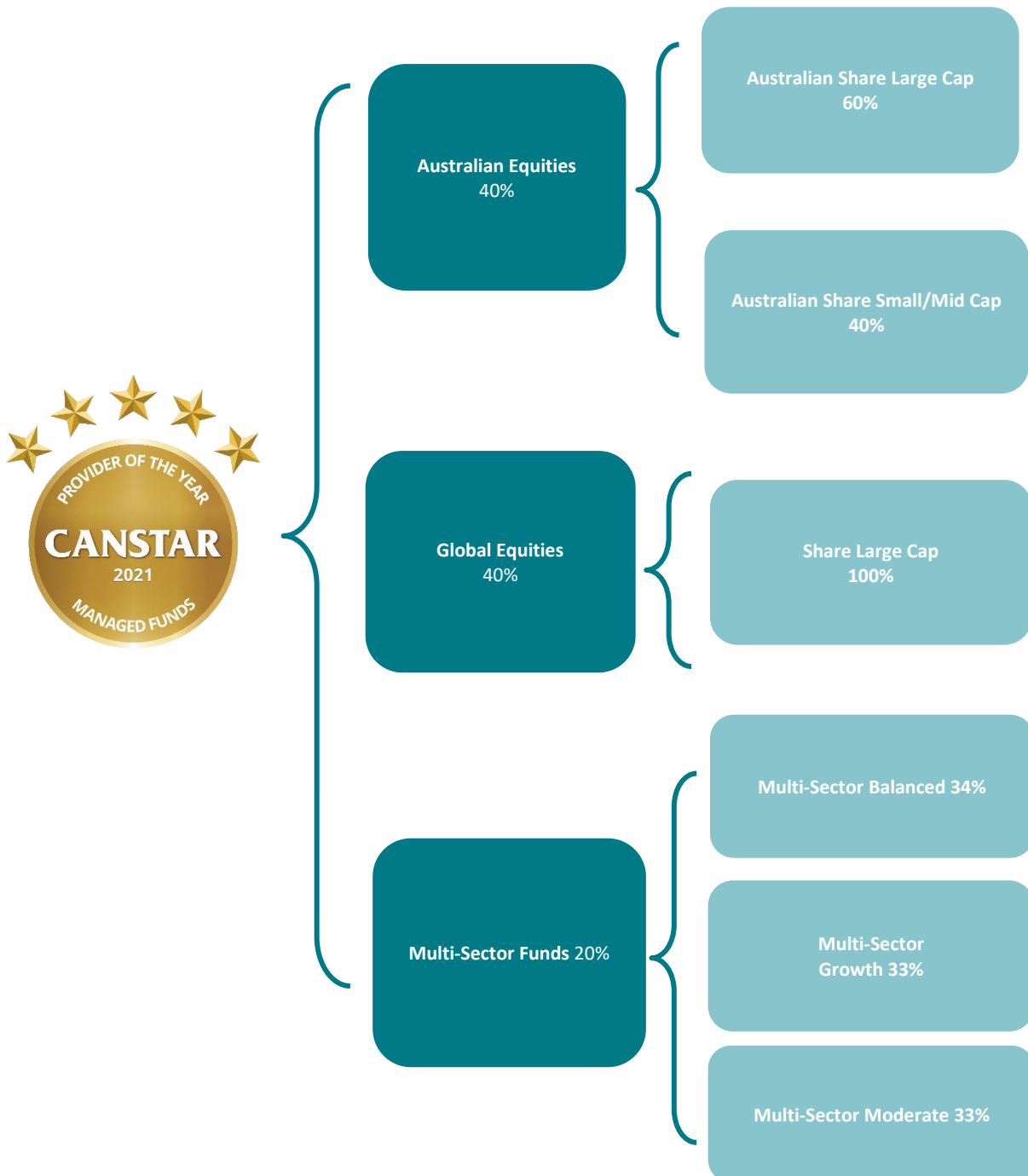
Canstar Outstanding Value Award

Canstar recognises funds that perform well within each Star Rating profile to deliver outstanding value to customers. The Canstar Managed Funds Outstanding Value is awarded to top performing funds in each Star Rating profile that have a minimum of 5 years of performance history available. Providers that have achieved 5-Stars in the relevant Star Rating profile will also be awarded an Outstanding Value Award for the respective profile.




Canstar Provider of the Year Award

Canstar recognises providers that perform well across a variety of different asset classes and profiles. The Canstar Managed Funds Provider of the Year is awarded based on the weighted score of a provider's top performing funds across the assets classes and profiles outlined below. The weights are determined for asset classes and profiles based on the relative importance of each in providing outstanding value for customers.



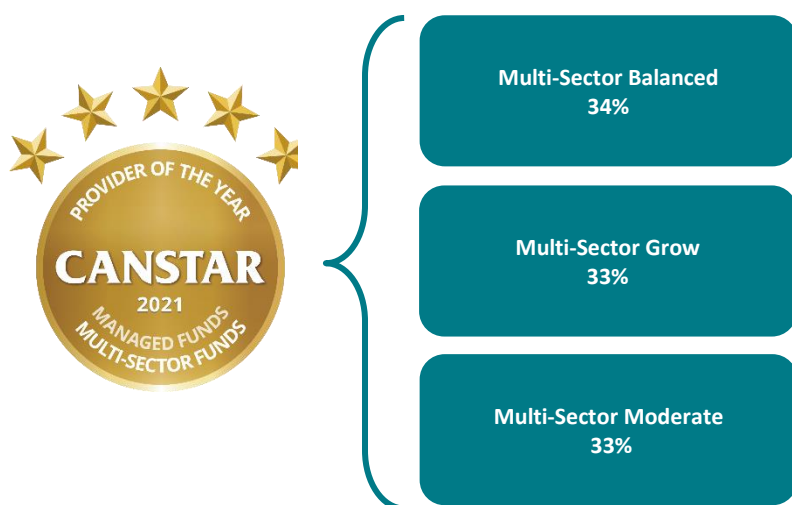
Australian Equities Provider of the Year

Canstar recognises Providers that perform well across Australian Equities collectively leading to the delivery of outstanding value to customers. The Canstar Australian Equities Provider of the Year is awarded based on the weighted score of a provider’s top performing funds within both “Australian Shares Large Cap” and “Australian Shares Mid to Small Cap”. The weights are determined for asset classes and profiles based on the relative importance of each in providing outstanding value for customers.



Multi-Sector Funds Fund of the Year

Canstar recognises funds that perform well across Multi-Sector Funds collectively leading to the delivery of outstanding value to customers. The Canstar Multi-Sector Funds Provider of the Year is awarded based on the weighted score of a provider’s top performing funds within Multi-Sector Growth, Multi-Sector Balanced and Multi-Sector Moderate. The weights are determined for asset classes and profiles based on the relative importance of each in providing outstanding value for customers.



What additional rules are applied to Canstar *Managed Fund Star Ratings*?

An additional overlay is applied by Canstar which examines a fund's performance over the past five years for signs of persistent underperformance. Compared to other funds within our prescribed profiles, funds that have consistently underperformed across the majority of the past five years (i.e. investment returns reside in the bottom quartile in four out of five years) achieve no more than a three-star rating. Additionally, when compared to other funds within our prescribed profiles, four-star rated funds that have consistently overperformed across the majority of the past five years (i.e. investment returns reside in the top quartile in four out of five years) achieve a five-star rating.

Does Canstar rate all products available in the market?

Canstar endeavours to include the majority of product providers in the market and to compare the product features most relevant to consumers. However, this process is not always possible and it may be that not every product in the market is included in the rating nor every feature compared that is relevant to specific consumers.

How often are products reviewed for awards or star ratings purposes?

All ratings are fully recalculated every twelve months based on the latest product offerings within the market. Additionally, Canstar monitors product changes on an ongoing basis. Star Rating and award results are published in a variety of mediums (newspapers, magazines, television, websites, etc).

Does Canstar rate other product areas?

Canstar researches, compares and rates the suite of banking, wealth and insurance products listed below. These star ratings and awards use similar methodologies to guarantee quality, consistency and transparency. Results are freely available to consumers who use the star ratings as a guide to product excellence. The use of similar star ratings logos also builds consumer recognition of quality products across all categories. Please access the Canstar website at www.canstar.com.au if you would like to view the latest Star Ratings reports of interest.



- Account Based Pensions
- Agribusiness
- Business Banking
- Car Insurance
- Car Loans
- Credit Cards
- Deposit Accounts
- Direct Life Insurance
- First Home Buyer
- Health Insurance
- Home & Contents
- Home Loans
- Landlord Insurance
- Managed Investments
- Margin Lending
- Online Banking
- Online Share Trading
- Package Banking
- Personal Loans
- Pet Insurance
- Reward Programs
- Superannuation
- Term Deposits
- Travel Credit & Debit Cards
- Travel Insurance
- Travel Money Cards
- Youth Banking

COMPLIANCE DISCLOSURE and LIABILITY DISCLAIMER

To the extent that the information in this report constitutes general advice, this advice has been prepared by Canstar Research Pty Ltd A.C.N. 114 422 909 Australian Financial Services Licence ("AFSL") and Australian Credit Licence number ("ACL") 437917 ("Canstar"). The information has been prepared without taking into account your individual investment objectives, financial circumstances or needs. Before you decide whether or not to acquire a particular financial product you should assess whether it is appropriate for you in the light of your own personal circumstances, having regard to your own objectives, financial situation and needs. You may wish to obtain financial advice from a suitably qualified adviser before making any decision to acquire a financial product. Canstar provides information about credit products. It is not a credit provider and in giving you information it is not making any suggestion or recommendation to you about a particular credit product. Please refer to Canstar's FSG for more information.

The information in this report must not be copied or otherwise reproduced, repackaged, further transmitted, transferred, disseminated, redistributed or resold, or stored for subsequent use for any purpose, in whole or in part, in any form or manner or by means whatsoever, by any person without Canstar's prior written consent. All information obtained by Canstar from external sources is believed to be accurate and reliable. Under no circumstances shall Canstar have any liability to any person or entity due to error (negligence or otherwise) or other circumstances or contingency within or outside the control of Canstar or any of its directors, officers, employees or agents in connection with the procurement, collection, compilation, analysis, interpretation, communication, publication, or delivery of any such information.

The ratings and awards results do not include all providers and may not compare all features relevant to you. The rating or award is only one factor to take into account when considering these products. Canstar acknowledges that past performance is not a reliable indicator of future performance.

The word "CANSTAR", the gold star in a circle logo (with or without surmounting stars), "Be Canstar Sure", the word "WEALTHBRICKS" and versions of the foregoing are trademarks or registered trademarks of Canstar Pty Ltd A.C.N. 053 646 165. Reference to third party products, services or other information by trade name, trademark or otherwise does not constitute or imply endorsement, sponsorship or recommendation of Canstar by the respective trademark owner.

Copyright 2021 Canstar Research Pty Ltd A.C.N. 114 422 909.